

---

THE HIGHWAY TRAFFIC ACT  
(C.C.S.M. c. H60)

**Traffic Control Devices Order**

---

Regulation 264/88  
Registered July 25, 1988

**Traffic Control Devices**

**1** The design and dimension of Traffic Control Devices as set out in the Schedule are approved for use in Manitoba for the purposes indicated in the Schedule.

---

M.R. 131/96

**Reference by number**

**2** Every device may be referred to by the number given to it in the figure.

---

M.R. 131/96

**Repeal**

**3** Manitoba Regulations 264/85, 30/86, 110/86, 160/86, 178/86, 196/86, 272/86, 172/87 and 112/88 are repealed.

July 12, 1988

THE HIGHWAY TRAFFIC BOARD:

W. Zarecki  
Chairperson

A.F. Matthews Q.C.  
Vice Chairperson

A. Poltaruk MMM CD  
Secretary

## SCHEDULE

**Bridge repairs (MC-20)**

**1(1)** A "Bridge Repairs" sign may be used for the purpose of making known to drivers that they are approaching a bridge under repairs and that caution is required.

**1(2)** A "Bridge Repairs" sign shall

- (a) be square in shape and erected so that one diagonal is vertical;
- (b) be not less than 900 mm along each side;
- (c) be orange in color and display the words "Bridge Repairs" in black letters not less than 150 mm in height;
- (d) be reflectorized so as to show the same color and shape by night as by day; and
- (f) bear the markings and have the dimensions illustrated in the following figure:

[This diagram is not available online. Copies can be purchased by calling Statutory Publications at 945-3101.]

**Excavation areas (MC-33)****2(1)** An "Excavation Area" sign

(a) may be used to indicate that road construction involving either an excavation area or embankment area lies ahead; and

(b) where used, shall

(i) supplement warning signs of specific hazards, or

(ii) be used as a general purpose stand-alone sign where the traffic authority is not able to define a specific hazard.

**2(2)** An "Excavation Area" sign shall

(a) be square in shape and erected so that one diagonal is vertical;

(b) be not less than 900 mm along each side;

(c) be orange in color and display the words "Excavation Area" in black letters not less than 127 mm in height;

(d) be reflectorized so as to show the same color and shape by night as by day; and

(e) bear the markings and have the dimensions illustrated in the following figure:

[This diagram is not available online. Copies can be purchased by calling Statutory Publications at 945-3101.]

**No passing zones (MC-40)**

**3(1)** A "No Passing Zone" sign may be used to indicate the commencement of a passing restriction in locations where the pavement markings have been obliterated, and where used, shall be supported by the "Pass with Care" sign RB-32 marking the end of the passing restriction.

**3(2)** A "No Passing Zone" sign shall

- (a) be triangular in shape and erected so that the shorter side is vertical;
- (b) be not less than 1200 mm along its triangular sides and not less than 900 mm along its vertical side;
- (c) be orange in color and display the words "No Passing Zone" in black letters not less than 130 mm in height;
- (d) be reflectorized so as to show the same color and shape by night as by day; and
- (e) bear the markings and have the dimensions illustrated in the following figure:

[This diagram is not available online. Copies can be purchased by calling Statutory Publications at 945-3101.]

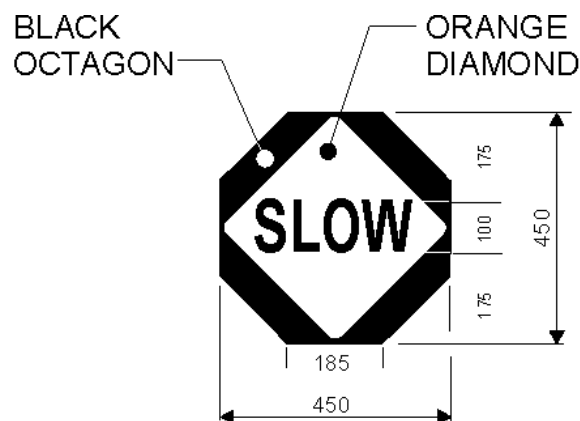
**Flag person's paddle (MC-44) (MC-44B)**

**3.1(1)** A flag person's paddle in the format prescribed in this section may be used by flag persons to control traffic by giving motorists a readily understandable message and shall normally be used within marked construction or maintenance areas.

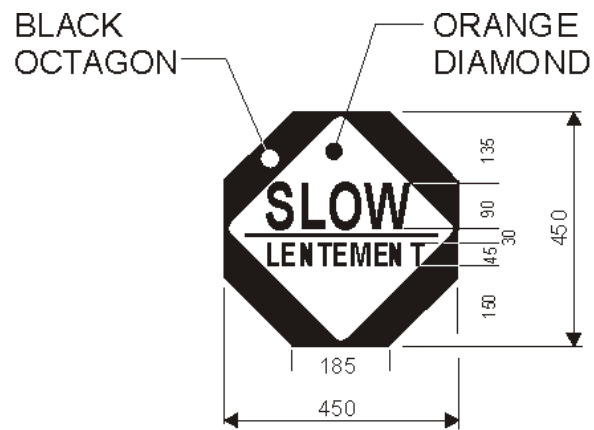
M.R. 74/92; 55/2004

**3.1(2)** A flag person's paddle shall be displayed so that the text on one side is horizontal and shall

- (a) be octagonal in shape;
- (b) be not less than 450 mm between any two parallel sides;
- (c) in both unilingual and bilingual format, be on red on one side and display the word "STOP" in white letters not less than 150 mm in height on that side in a standard stop sign format;
- (d) in unilingual format (MC-44), be black on the other side and display the word "SLOW" in black letters not less than 100 mm high within an orange square, having diagonal dimensions not less than 450 mm and displayed with one diagonal vertical;
- (e) in bilingual format (MC-44B), be black on the other side and display the word "SLOW" in black letters not less than 90 mm high and the word "LENTEMENT" in black letters not less than 45 mm high within an orange square, having diagonal dimensions not less than 450 mm and displayed with one diagonal vertical;
- (f) be reflectorized to show the same colour and shape by night as by day; and
- (g) bear the markings and have the dimensions illustrated in the following figures:



MC-44  
(reverse side)



MC-44B  
(reverse side)

M.R. 74/92; 55/2004

**Double Arrow with Left Turn Lane sign (MC-52)**

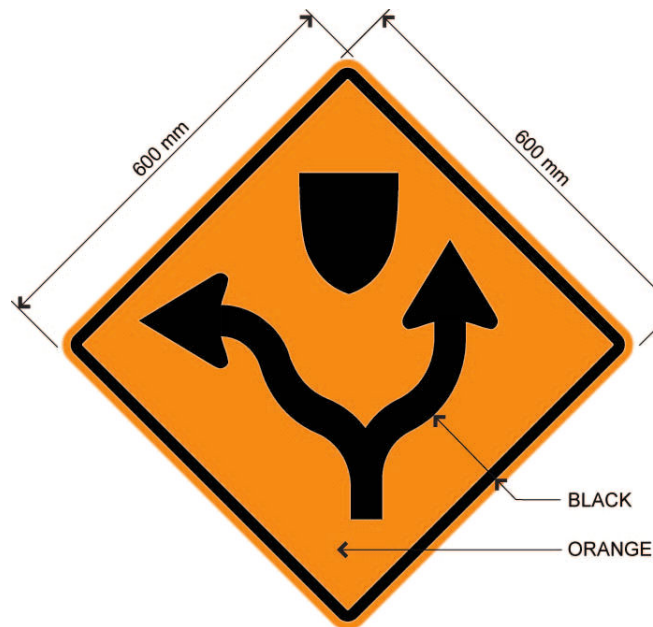
**3.2(1)** A "Double Arrow with Left Turn Lane" sign may be used to indicate to drivers that traffic is permitted to pass on either side of an island or obstruction in the road and that drivers passing to the left of the island or obstruction are required to turn left from the left lanes at the next intersection after the island or obstruction.

M.R. 124/2008

**3.2(2)** A "Double Arrow with Left Turn Lane" sign shall

- (a) be square in shape and erected so that one diagonal is vertical;
- (b) be not less than 600 mm along each side;
- (c) be orange or yellow in colour and display in black a design consisting of two arrows and a symbolic divided highway intersection;
- (d) be reflectorized to show the same colour and shape by night as by day; and

(e) bear the markings and have the dimensions illustrated in the following figure:



MC-52

M.R. 124/2008

**Double Arrow with Right Turn Lane sign (MC-60)**

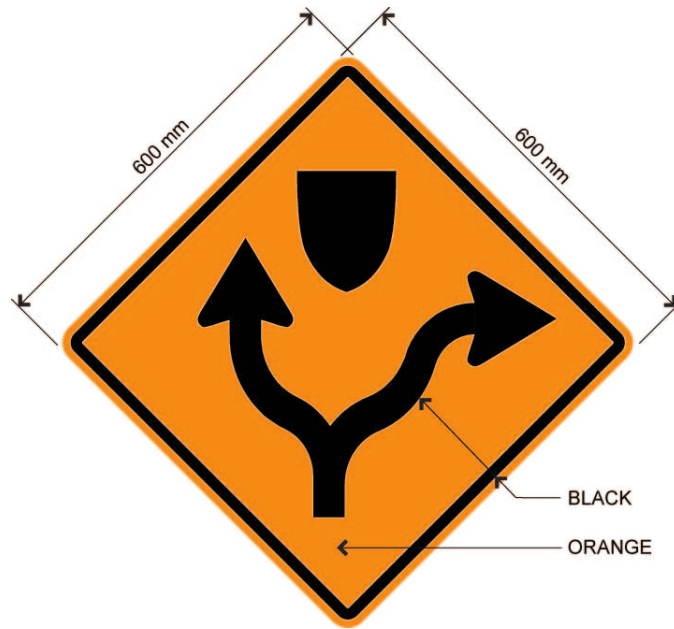
**3.3(1)** A "Double Arrow with Right Turn Lane" sign may be used to indicate to drivers that traffic is permitted to pass on either side of an island or obstruction in the road and that drivers passing to the right of the island or obstruction are required to turn right from the right lanes at the next intersection after the island or obstruction.

M.R. 124/2008

**3.3(2)** A "Double Arrow with Right Turn Lane" sign shall

- (a) be square in shape and erected so that one diagonal is vertical;
- (b) be not less than 600 mm along each side;
- (c) be orange or yellow in colour and display in black a design consisting of two arrows and a symbolic divided highway intersection;
- (d) be reflectorized to show the same colour and shape by night as by day; and

(e) bear the markings and have the dimensions illustrated in the following figure:



MC-60

M.R. 124/2008

**Reduced Width Double Arrow sign (MC-61)**

**3.4(1)** A "Reduced Width Double Arrow" sign may be used to indicate to drivers that traffic is permitted to pass on either side of an island or obstruction in the road.

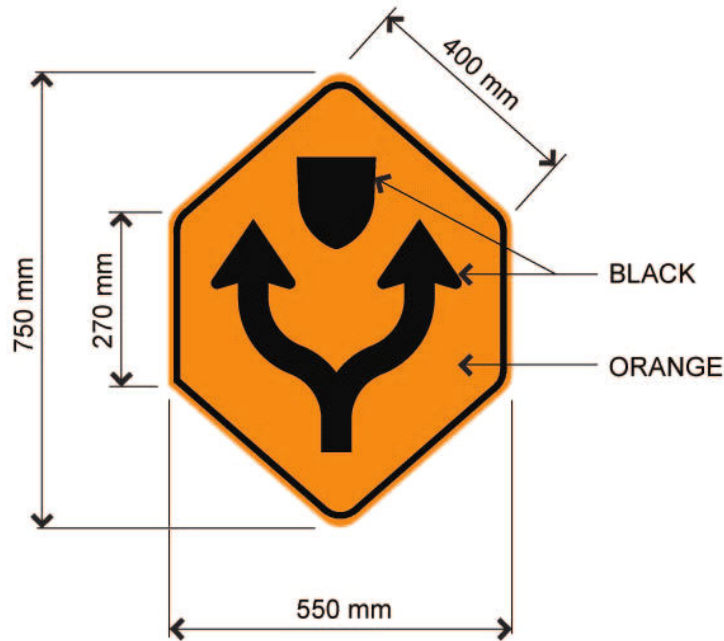
M.R. 124/2008

**3.4(2)** A "Reduced Width Double Arrow" sign shall

- (a) be hexagonal in shape and erected so that the long dimension is vertical;
- (b) be not less than 750 mm in height and 550 mm in width;
- (c) be orange in colour and display in black a design consisting of two arrows and a symbolic divided highway intersection;
- (d) be reflectorized to show the same colour and shape by night as by day; and



(e) bear the markings and have the dimensions illustrated in the following figure:



MC-61

M.R. 124/2008

**Barricade boards (MH-318)**

**4(1)** A "Barricade Board" sign may be used to mark the end of a construction site, and where used shall

- (a) cause a gate effect at the end of the construction site; and
- (b) be used in conjunction with the standard black on orange barricade boards which are used to create a gate effect for traffic entering a construction site; and
- (c) be used in conjunction with the black and white gate assembly "Construction Ends Thank You" sign C-30.

**4(2)** A "Barricade Board" sign shall

- (a) be rectangular in shape and erected so that the long dimension is horizontal;
- (b) be not less than 1800 mm in width and not less than 200 mm in height;
- (c) be black in color with white alternate stripes at 45° and all the stripes shall not be less than 150 mm in width;

This page left blank intentionally.

(d) be reflectorized so as to show the same color and shape by night as by day;  
and

(e) bear the markings and have the dimensions illustrated in the following figure:

[This diagram is not available online. Copies can be purchased by calling Statutory Publications at 945-3101.]

**5** Reserved

**6** Reserved

**7** Reserved

**8** Reserved

**9** Reserved

**Points of interest (MI-21)**

**10(1)** A symbolic "Point of Interest" sign may be used in conjunction with an information tab to indicate the direction to and the nature of the point of interest.

**10(2)** A symbolic "Point of Interest" sign shall

- (a) be square in shape and erected so that one side is horizontal;
- (b) be not less than 600 mm along each side;
- (c) be white in color and display a white arrowhead and solid white circle on a larger solid brown circle;
- (d) be displayed so that the arrowhead referred to in clause (c) may be positioned to indicate that the point of interest is straight ahead, to the left or to the right;
- (e) be reflectorized so as to show the same color and shape by night as by day; and
- (f) bear the markings and have the dimensions illustrated in the following figure:

[This diagram is not available online. Copies can be purchased by calling Statutory Publications at 945-3101.]

**Orbits (MI-23)**

**11(1)** An "Orbit" sign may be used on highways at selected locations to indicate the approximate time required to reach the location of a trash receptacle at maximum permitted highway speed.

**11(2)** An "Orbit" sign shall

- (a) be rectangular in shape and erected so that the long dimension is horizontal;
- (b) be not less than 2700 mm in width and not less than 1200 mm in height;
- (c) be bordered in blue and divided by a diagonal line from top right to bottom left, colored white in the upper half and yellow in the lower half and displaying in blue characters not less than 60 mm in width and not less than 200 mm in height the words and figures "Put Your Trash Into 'Orbit' ... 5 Minutes";
- (d) be displayed so that the figure "5" referred to in clause (c) may be varied to indicate any other number in minutes;
- (e) be reflectorized so as to show the same color and shape by night as by day; and
- (f) bear the markings and have the dimensions illustrated in the following figure:

[This diagram is not available online. Copies can be purchased by calling Statutory Publications at 945-3101.]

**Orbits (MI-24)**

**12(1)** An "Orbit" sign may be used on highways at a distance of approximately 300 metres in advance of the location of a trash receptacle.

**12(2)** An "Orbit" sign shall

- (a) be rectangular in shape and erected so that the long dimension is horizontal;
- (b) be not less than 1800 mm in width and not less than 900 mm in height;
- (c) be bordered in blue and divided by a diagonal line from top right to bottom left colored white in the upper half and yellow in the lower half and displaying the blue characters not less than 200 mm in height the words and figures "Orbit" ... 10 Seconds";
- (d) be reflectorized so as to show the same color and shape by night as by day; and
- (e) bear the markings and have the dimensions illustrated in the following figure:

[This diagram is not available online. Copies can be purchased by calling Statutory Publications at 945-3101.]

**Trailer dumps (MI-26)**

**13(1)** A symbolic "Trailer Dump" sign may be used to indicate the existence of a trailer dumping facility.

**13(2)** A symbolic "Trailer Dump" sign shall

- (a) be square in shape and erected so that one side is horizontal;
- (b) be not less than 600 mm along each side;
- (c) be brown in color and display a trailer and dumping receptacle in white;
- (d) be reflectorized so as to show the same color and shape by night as by day;  
and
- (e) bear the markings and have the dimensions illustrated in the following figure:

[This diagram is not available online. Copies can be purchased by calling Statutory Publications at 945-3101.]

**Ski hills (MI-27)**

**14(1)** A symbolic "Ski Hill" sign may be used to indicate the presence of a ski hill.

**14(2)** A symbolic "Ski Hill" sign shall

- (a) be square in shape and erected so that one side is horizontal;
- (b) be not less than 600 mm along each side;
- (c) be brown in color and display a person skiing in white;
- (d) be reflectorized so as to show the same color and shape by night as by day;  
and
- (e) bear the markings and have the dimensions illustrated in the following figure:

[This diagram is not available online. Copies can be purchased by calling Statutory Publications at 945-3101.]



**Historic sites (MI-49)**

**15(1)** A "Historic Site" sign may be used to indicate the existence of a historic site.

**15(2)** A "Historic Site" sign shall

- (a) be square in shape and erected so that one side is horizontal;
- (b) be not less than 600 mm along each side;
- (c) be brown in color and display the words "Historic Site" in white letters not less than 90 mm in height;
- (d) be reflectorized so as to show the same color and shape by night as by day; and
- (e) bear the markings and have the dimensions illustrated in the following figure:

[This diagram is not available online. Copies can be purchased by calling Statutory Publications at 945-3101.]

**Seat belt use compulsory in Manitoba (MI-51)**

**16(1)** A "Seat Belt Use is Compulsory in Manitoba" sign may be used throughout the Province to indicate that seat belt use is compulsory in Manitoba.

**16(2)** A "Seat Belt Use is Compulsory in Manitoba" sign shall

- (a) be rectangular in shape and erected so that the long dimension is horizontal;
- (b) be not less than 2400 mm in width and not less than 1200 mm in height;
- (c) be blue in color and display the words "Seat Belt Use is Compulsory in Manitoba" shown thereon in white letters not less than 150 mm in height and the words "Please Use Yours" in white letters not less than 100 mm in height;
- (d) be reflectorized so as to show the same color and shape by night as by day; and
- (e) bear the markings and have the dimensions illustrated in the following figure:

[This diagram is not available online. Copies can be purchased by calling Statutory Publications at 945-3101.]

**Seat belt use is compulsory (MI-52)**

**17(1)** A "Seat Belt Use is Compulsory" sign may be used throughout the Province to indicate or make known to all occupants of vehicles that seat belt use is compulsory in Manitoba as information in addition to that set out in sign "MI-51".

**17(2)** A "Seat Belt Use is Compulsory" sign shall

- (a) be rectangular in shape and erected so that the long dimension is horizontal;
- (b) be not less than 900 mm in width and not less than 600 mm in height;
- (c) be blue in color displaying the words "Seat Belt Use is Compulsory" in white letters not less than 100 mm in height and words "Please Use Yours" in white letters not less than 50 mm in height;
- (d) be reflectorized so as to show the same color and shape by night as by day; and
- (e) bear the markings and have the dimensions illustrated in the following figure:

[This diagram is not available online. Copies can be purchased by calling Statutory Publications at 945-3101.]

**Stop for school bus when signals flashing (MI-60)**

**18(1)** A "Stop for School Bus When Signals Flashing" sign may be used to inform drivers of the requirement to stop for a school bus when the bus is loading or unloading and its signals are flashing.

**18(2)** A "Stop for School Bus When Signals Flashing" sign shall

- (a) be rectangular in shape and erected so that the long dimension is vertical;
- (b) be not less than 1200 mm in width and not less than 2100 mm in height;
- (c) consist of white lettering on a blue background, displaying a yellow bus and red lights;
- (d) be reflectorized so as to show the same color and shape by night as by day; and
- (e) bear the markings and have the dimensions illustrated in the following figure:

[This diagram is not available online. Copies can be purchased by calling Statutory Publications at 945-3101.]

**E.M.O. Emergency Exercises (MI-63)**

**19(1)** An "E.M.O. Emergency Exercise" sign shall be used to inform motorists that an E.M.O. exercise is in progress and shall be put in place one-half (1/2) hour before the start of the exercise and removed one-half (1/2) hour after the completion of the exercise.

**19(2)** An "E.M.O. Emergency Exercise" sign shall

- (a) be rectangular in shape and erected so that the long dimension is horizontal;
- (b) be not less than 900 mm in width and not less than 600 mm in height;
- (c) be blue in color and display the words "E.M.O. Emergency Exercise" in white letters not less than 100 mm in height;
- (d) be reflectorized so as to show the same color and shape by night as by day; and
- (e) bear the markings and have the dimensions illustrated in the following figure:

[This diagram is not available online. Copies can be purchased by calling Statutory Publications at 945-3101.]

**Advance weigh stations (MI-100R)**

**20(1)** An "Advance Weigh Station" sign shall be used in advance of an inspection station to indicate the existence of an inspection station ahead and that all trucks are to report.

**20(2)** An "Advance Weigh Station" sign shall

- (a) be rectangular in shape and erected so that the long dimension is horizontal;
- (b) be not less than 3700 mm in width and not less than 1525 mm in height;
- (c) have mounted on top of the sign referred to as "MI-100R" two standard vehicular traffic amber signal indicators, each not less than 200 mm in lens diameter flashing alternately to the other and separated horizontally by approximately 3300 mm;
- (d) be green in color and display in the upper portion the words, figures and letters "Weigh Station 2 km" shown in white characters, the words "Weigh Station" and word "km" not less than 150 mm in height and the figure "2" not less than 200 mm in height, and display in the lower portion the words "All Trucks Report When Lights Flashing" in white letters not less than 150 mm in height;
- (e) be displayed so that the figure and letters "2 km" referred to in the second line of clause (d) may be varied to indicate a lesser or greater distance of such written and symbolic directional instruction as may be required to indicate a change in direction;
- (f) be reflectorized so as to show the same color and shape by night as by day; and
- (g) bear the markings and have the dimensions illustrated in the following figure:

[This diagram is not available online. Copies can be purchased by calling Statutory Publications at 945-3101.]

**Weigh stations (MI-103)**

**21(1)** A "Weigh Station" sign shall be used to identify an inspection station.

**21(2)** A "Weigh Station" sign shall

- (a) be rectangular in shape and erected so that the long dimension is horizontal;
- (b) be not less than 600 mm in width and not less than 300 mm in height;
- (c) be white in color and display the words "Weigh Station" in black letters and not less than 75 mm in height;
- (d) be reflectorized so as to show the same color and shape by night as by day; and
- (e) bear the markings and have the dimensions illustrated in the following figure:

[This diagram is not available online. Copies can be purchased by calling Statutory Publications at 945-3101.]

**All trucks report when amber lights flashing at weigh stations (MI-104)**

**22(1)** An "All Trucks Report When Amber Lights Flashing at Weigh Station" sign shall be used in advance of an inspection station to indicate the existence of an inspection station ahead and that all trucks are to report when the lights are flashing.

**22(2)** An "All Trucks Report When Amber Lights Flashing at Weigh Station" sign shall

- (a) be rectangular in shape and erected so that the long dimension is horizontal;
- (b) be not less than 3400 mm in width and not less than 1525 mm in height;
- (c) be green in color and display the words "All Trucks Report When Amber Lights Flashing at Weigh Station" in white letters not less than 150 mm in height;
- (d) be reflectorized so as to show the same color and shape by night as by day; and
- (e) bear the markings and have the dimensions illustrated in the following figure:

[This diagram is not available online. Copies can be purchased by calling Statutory Publications at 945-3101.]



**Pedestrian Information signs (MI-106 and MI-106A)**

**23(1)** A "Pedestrian Information" sign may be used at intersections controlled by traffic signals to advise pedestrians on how to cross with safety.

M.R. 126/95

**23(2)** A "Pedestrian Information" sign shall

- (a) be rectangular in shape and be erected so that the long dimension is vertical;
- (b) be not less than 200 mm in height and not less than 150 mm in width;
- (c) be white and black in colour;
- (d) be available in a bilingual format and displayed where appropriate as shown in the illustration;
- (e) be reflectorized so as to show the same colour and shape by night as by day; and
- (f) bear the markings and have the dimensions illustrated in the following figures:

[This diagram is not available online. Copies can be purchased by calling Statutory Publications at 945-3101.]

M.R. 126/95

**Pedestrian Information signs (MI-107 and MI-107A)**

**24(1)** A "Pedestrian Information" sign may be used at pedestrian corridors to advise pedestrians on how to cross with safety.

---

M.R. 126/95

**24(2)** A "Pedestrian Information" sign shall

- (a) be rectangular in shape and be erected so that the long dimension is vertical;
- (b) be not less than 200 mm in height and not less than 150 mm in width;
- (c) be white and black in colour;
- (d) be available in a bilingual format and displayed where appropriate as shown in the illustration;
- (e) be reflectorized so as to show the same colour and shape by night as by day; and
- (f) bear the markings and have the dimensions illustrated in the following figures:

[This diagram is not available online. Copies can be purchased by calling Statutory Publications at 945-3101.]

---

M.R. 126/95

**Pedestrian Information signs (MI-108 and MI-108A)**

**25(1)** A "Pedestrian Information" sign may be used at intersections controlled by traffic signals to advise pedestrians on how to cross with safety.

M.R. 126/95

**25(2)** A "Pedestrian Information" sign shall

- (a) be rectangular in shape and be erected so that the long dimension is vertical;
- (b) be not less than 200 mm in height and not less than 150 mm in width;
- (c) be white and black in colour;
- (d) be available in a bilingual format and displayed where appropriate as shown in the illustration;
- (e) be reflectorized so as to show the same colour and shape by night as by day; and
- (f) bear the markings and have the dimensions illustrated in the following figures:

[This diagram is not available online. Copies can be purchased by calling Statutory Publications at 945-3101.]

M.R. 126/95

**Pedestrian Information signs (MI-109 and MI-109A)**

**26(1)** A "Pedestrian Information" sign may be used at intersections controlled by traffic signals to advise pedestrians on how to cross with safety.

---

M.R. 126/95

**26(2)** A "Pedestrian Information" sign shall

- (a) be rectangular in shape and be erected so that the long dimension is vertical;
- (b) be not less than 200 mm in height and not less than 150 mm in width;
- (c) be white and black in colour;
- (d) be available in a bilingual format and displayed where appropriate as shown in the illustration;
- (e) be reflectorized so as to show the same colour and shape by night as by day; and
- (f) bear the markings and have the dimensions illustrated in the following figures:

[This diagram is not available online. Copies can be purchased by calling Statutory Publications at 945-3101.]

---

M.R. 126/95

**Pedestrian Information signs (MI-110 and MI-110A)**

**27(1)** A "Pedestrian Information" sign may be used at intersections controlled by traffic signals to advise pedestrians on how to cross with safety.

M.R. 126/95

**27(2)** A "Pedestrian Information" sign shall

- (a) be rectangular in shape and be erected so that the long dimension is vertical;
- (b) be not less than 200 mm in height and not less than 150 mm in width;
- (c) be white and black in colour;
- (d) be available in a bilingual format and displayed where appropriate as shown in the illustration;
- (e) be reflectorized so as to show the same colour and shape by night as by day; and
- (f) bear the markings and have the dimensions illustrated in the following figures:

[This diagram is not available online. Copies can be purchased by calling Statutory Publications at 945-3101.]

M.R. 126/95

**Routes (MM-1)**

**28(1)** A "Route" sign may be used at intersections and at other locations to establish a pattern of routes in the City of Winnipeg.

**28(2)** A "Route" sign shall

- (a) be an isosceles trapezoid in shape and erected so that the longest dimension is at the top;
- (b) be comprised of horizontal parallels, one of which shall be not less than 750 mm and the other not less than 600 mm with a vertical dimension not less than 600 mm and divided into two horizontal sections the upper of which is not less than 200 mm in depth, and the lower of which is not less than 400 mm in depth;
- (c) be green in color in the upper section with the word "Route" shown in white letters not less than 100 mm in height;
- (d) be white in color in the lower section with numerals shown in black not less than 250 mm in height;
- (e) be reflectorized so as to show the same color and shape by night as by day; and
- (f) bear the markings and have the dimensions illustrated in the following figure:

[This diagram is not available online. Copies can be purchased by calling Statutory Publications at 945-3101.]

**Advance turn arrows (MM-5)**

**29(1)** An "Advance Turn Arrow" sign may be used on a route marker where it is necessary to give advance information of a turn or change in the direction of the route.

**29(2)** An "Advance Turn Arrow" sign shall

- (a) be rectangular in shape and erected so that the long dimension is horizontal;
- (b) be not less than 600 mm in width and not less than 300 mm in height;
- (c) be white in color and display a horizontal black double-ended arrow;
- (d) be displayed so that the colors referred to in clause (c) may be varied to show the same colors as the primary sign to which it is appended;
- (e) be reflectorized so as to show the same color and shape by night as by day; and
- (f) bear the markings and have the dimensions illustrated in the following figure:

[This diagram is not available online. Copies can be purchased by calling Statutory Publications at 945-3101.]

**To signs (MM-17)**

**30(1)** A "To" sign may be used only in conjunction with and erected immediately above signs "MM-1", "IB-1", "M-2A", "M-2B" and "M-2C" to indicate the direction to a certain route.

**30(2)** A "To" sign shall

- (a) be rectangular in shape and erected so that the long dimension is horizontal;
- (b) be not less than 600 mm in width and not less than 300 mm in height;
- (c) be green in color and display the word "To" in white letters not less than 150 mm in height;
- (d) be reflectorized so as to show the same color and shape by night as by day;  
and
- (e) bear the markings and have the dimensions illustrated in the following figure:

[This diagram is not available online. Copies can be purchased by calling Statutory Publications at 945-3101.]



**Advance turn arrows (MM-18)**

**31(1)** An "Advance Turn Arrow" sign may be used on a route marker where it is necessary to give advance information of a turn or change in the direction of the route.

**31(2)** An "Advance Turn Arrow" sign shall

- (a) be rectangular in shape and erected so that the long dimension is horizontal;
- (b) be not less than 600 mm in width and not less than 300 mm in height;
- (c) be white in color and display two black arrows, one vertical and one angled;
- (d) be displayed so that the colors referred to in clause (c) may be varied to show the same colors as the primary sign to which it is appended;
- (e) be displayed so that the angled arrow may be positioned to indicate that the turn or change of direction is to the left or the right;
- (f) be reflectorized so as to show the same color and shape by night as by day; and
- (g) bear the markings and have the dimensions illustrated in the following figure:

[This diagram is not available online. Copies can be purchased by calling Statutory Publications at 945-3101.]

**City routes (MM-19)**

**32(1)** A "City Route" sign may be used in conjunction with and erected immediately below a route marker to designate a city route.

**32(2)** A "City Route" sign shall

- (a) be rectangular in shape and erected so that the long dimension is horizontal;
- (b) be not less than 600 mm in width and not less than 300 mm in height;
- (c) be white in color and display the words "City Route" in black letters not less than 75 mm in height;
- (d) be displayed so that the colors referred to in clause (c) may be varied to show the same colors as the primary sign to which it is appended;
- (e) be reflectorized so as to show the same color and shape by night as by day; and
- (f) bear the markings and have the dimensions illustrated in the following figure:

[This diagram is not available online. Copies can be purchased by calling Statutory Publications at 945-3101.]

**33** Reserved.

**34** Reserved.

**35** Reserved.

**36** Reserved.

**37** Reserved.

**Do not travel on paved shoulders (MR-4)**

**38(1)** A "Do Not Travel on Paved Shoulders" sign may be used to indicate the existence of paved shoulder lanes which are not intended for use by vehicular traffic.

**38(2)** A "Do Not Travel on Paved Shoulders" sign shall

- (a) be rectangular in shape and erected so that the long dimension is vertical;
- (b) be not less than 600 mm in width and not less than 750 mm in height;
- (c) be white in color and display the words "Do Not Travel on Paved Shoulders" in black letters not less than 100 mm in height;
- (d) be reflectorized so as to show the same color and shape by night as by day;  
and
- (e) bear the markings and have the dimensions illustrated in the following figure:

[This diagram is not available online. Copies can be purchased by calling Statutory Publications at 945-3101.]

**Urban speed areas (MR-10)**

**39(1)** An "Urban Speed Area" sign may be used to indicate to drivers that they are entering or leaving a restricted or modified speed area.

**39(2)** An "Urban Speed Area" sign shall

- (a) be rectangular in shape and erected so that the long dimension is horizontal;
- (b) be not less than 2400 mm in width and not less than 900 mm in height;
- (c) be white in color and display the words and figure "Urban Speed Area Maximum 50 km/h Unless Otherwise Posted" in black letters not less than 80 mm in height and the figure "50" not less than 200 mm in height;
- (d) be displayed so that the figure "50" referred to in clause (c) may be varied to indicate a lesser or greater number in km/h;
- (e) be displayed so that the word "Urban" referred to in clause (c) may be changed to read "Rural" or "Park" to indicate the location of the speed area;
- (f) be reflectorized so as to show the same color and shape by night as by day; and
- (g) bear the markings and have the dimensions illustrated in the following figure:

[This diagram is not available online. Copies can be purchased by calling Statutory Publications at 945-3101.]

**Urban Speed area (MR-10A)**

**39.1(1)** An "Urban Speed Area" sign MR-10A may be used in lieu of MR-10 to indicate to drivers that they are entering or leaving a restricted or modified speed area.

---

M.R. 243/91

**39.1(2)** An "Urban Speed Area" sign shall

- (a) be rectangular in shape and erected so that the long dimension is vertical;
- (b) be not less than 600 mm in width and not less than 900 mm in height;
- (c) be white in color and display the words and figures "Urban Speed" not less than 60 mm and 45 mm (upper and lower case) in height; "maximum" not less than 100 mm (upper case) in height; "50" not less than 150 mm in height; "km/h" not less than 35 mm (lower case) in height; "unless otherwise posted" not less than 55 mm (lower case) in height; all in black letters;
- (d) be displayed so that the figure "50" referred to in clause (c) may be varied to indicate a lesser or greater number in the km/h;
- (e) be displayed so that the word "Urban" referred to in clause (c) may be changed to read "Rural" or "Park" to indicate the location of the speed area;
- (f) be reflectorized so as to show the same color and shape by night and by day; and
- (g) bear the markings and have the dimension illustrated in the following figure:

[This diagram is not available online. Copies can be purchased by calling Statutory Publications at 945-3101.]

---

M.R. 243/91

**Back lane speeds (MR-10T)**

**40(1)** A "Back Lane Speed" sign may be used to indicate the existence of a maximum speed limit on all back lanes and where used shall be erected immediately below sign "MR-10".

**40(2)** A "Back Lane Speed" sign shall

- (a) be rectangular in shape and erected so that the long dimension is horizontal;
- (b) be not less than 2400 mm in width and not less than 300 mm in height;
- (c) be white in color and display the words and figures "Back Lanes Maximum 30 km/h" in black letters, upper case letters not less than 120 mm in height, lower case letters not less than 80 mm in height and the figure "30" not less than 200 mm in height;
- (d) be displayed so that the figure "30" as referred to in clause (c) may be varied to indicate a lesser or greater number in km/h;
- (e) be reflectorized so as to show the same color and shape by night as by day;
- (f) bear the markings and have the dimensions illustrated in the following figure:

[This diagram is not available online. Copies can be purchased by calling Statutory Publications at 945-3101.]

**X signs (MR-12A)**

**41(1)** An "X" sign with amber vehicle signal indicators shall be used to indicate to drivers the existence of a pedestrian to warn drivers when the pedestrian corridor is occupied or is about to be occupied by a pedestrian.

**41(2)** An "X" sign shall have mounted upon it two standard vehicular amber signal indicators which meet the following requirements:

- (a) each amber signal indicator shall not be less than 200 mm in lens diameter and shall be mounted horizontally with approximately 800 mm between the centre of each lamp as indicated in the figure;
- (b) the indicators shall face in the direction of approaching vehicular traffic;
- (c) the indicators shall be capable of being activated by a pedestrian by means of a push-button placed adjacent to each end of a pedestrian corridor, and where a centre divider exists, on the centre divider;
- (d) when activated by a pedestrian, the amber signal indications shall be flashed at a rate of not more than 120 or fewer than 100 "on" and "off" flashes per minute with the length of each "on period" approximately equal to the length of each "off period" and the flashing operation shall continue for a duration comparable with the average pedestrian walking time to cross the roadway while walking at a normal pace;
- (e) when flashing, each amber signal indicator of a pair of amber signal indicators shall flash alternately to the other amber signal indicator; and
- (f) shall bear the markings and have the dimensions illustrated in the following figure:

[This diagram is not available online. Copies can be purchased by calling Statutory Publications at 945-3101.]



**41(3)** This sign is approved for use only for signs in existence on March 1, 1990, and it ceases to be approved on December 31, 1993.

M.R. 23/90; 150/92

**Pedestrian corridors (MR-14)**

**42(1)** A "Pedestrian Corridor" pavement marking may be used

(a) in addition to the traffic control device No. MR-12A to assist in making known to drivers the location of a pedestrian corridor; and

(b) only under weather and roadway conditions that admit of such marking.

**42(2)** A "Pedestrian Corridor" pavement marking shall

(a) be marked upon the surface of the roadway;

(b) consist of a series of white rectangular markings of approximately 900 mm in width and 3 metres in length;

(c) be marked so that the long dimension is parallel to the curb or in the absence of curbs, to the edge of the roadway in which the pedestrian corridor is situated with each rectangular marking separated by a space of approximately 900 mm;

(d) be variable from the dimension set out in clause (b) only where the length of approximately 3 metres is determined to be inadequate to accommodate pedestrian volume in the pedestrian corridor; and

(e) bear the markings and have the dimensions illustrated in the following figure:

[This diagram is not available online. Copies can be purchased by calling Statutory Publications at 945-3101.]

**More than one truck at one time prohibited (MR-23)**

**43(1)** A "More Than One Truck At One Time Prohibited" sign shall be used in conjunction with and erected immediately below bridge sign "MR-23T" to advise drivers of trucks that only one truck is permitted on the bridge at one time.

**43(2)** A "More Than One Truck At One Time Prohibited" sign shall

- (a) be rectangular in shape and erected so that the long dimension is vertical;
- (b) be not less than 600 mm in width and not less than 750 mm in height;
- (c) be white in color and display the words "More Than One Truck At One Time Prohibited" in black letters not less than 75 mm in height;
- (d) be reflectorized so as to show the same color and shape by night as by day;  
and
- (e) bear the markings and have the dimensions illustrated in the following figure:

[This diagram is not available online. Copies can be purchased by calling Statutory Publications at 945-3101.]

**Bridges (MR-23T)**

**44(1)** A "Bridge" sign shall be used immediately above sign "RB-63", the "Weight Limit Control" sign, to give notice of the restriction on the bridge and shall be placed at a distance from each end of a bridge sufficient to give reasonable warning.

**44(2)** A "Bridge" sign shall

- (a) be rectangular in shape and erected so that the long dimension is horizontal;
- (b) be not less than 300 mm in height and not less than 600 mm in length;
- (c) be white in color and display the word "Bridge" in black letters not less than 100 mm in height;
- (d) be reflectorized so as to show the same color and shape by night as by day; and
- (e) bear the markings and have the dimensions illustrated in the following figure:

[This diagram is not available online. Copies can be purchased by calling Statutory Publications at 945-3101.]

**Cycle on paved shoulder (MR-30T)**

**45(1)** A "Cycle On Paved Shoulder" sign may be used to make known to cyclists that cycling is permitted only on paved shoulder.

**45(2)** A "Cycle On Paved Shoulder" sign shall

- (a) be rectangular in shape and erected so that the long dimension is horizontal;
- (b) be not less than 600 mm in width and not less than 450 mm in height;
- (c) be white in color and display the words "Cycle On Paved Shoulder" in black letters not less than 70 mm in height;
- (d) be reflectorized so as to show the same color and shape by night as by day; and
- (e) bear the markings and have the dimensions illustrated in the following figure:

[This diagram is not available online. Copies can be purchased by calling Statutory Publications at 945-3101.]

**Bilingual dechargement/loading (MR-34TB)**

**46(1)** A bilingual "Dechargement" "Loading" sign may be used only in conjunction with and erected immediately below a bilingual or symbolic "No Parking" sign to indicate what is permissible during certain hours and certain days.

**46(2)** A bilingual "Dechargement" "Loading" sign shall

- (a) be rectangular in shape and erected so that the long dimension is horizontal;
- (b) be not less than 300 mm in width and not less than 150 mm in height;
- (c) be white in color and display the words "Dechargement" and "Loading" in black letters not less than 20 mm in height;
- (d) be reflectorized so as to show the same color and shape by night as by day;  
and
- (e) bear the markings and have the dimensions illustrated in the following figure:

[This diagram is not available online. Copies can be purchased by calling Statutory Publications at 945-3101.]

**Part time truck routes (MR-52T)**

**47(1)** A "Part Time Truck Route" sign may be used in conjunction with and erected immediately below sign "RB-61" to indicate that a route is a truck route only during certain hours on certain days.

**47(2)** A "Part Time Truck Route" sign shall

- (a) be rectangular in shape and erected so that the long dimension is horizontal;
- (b) be not less than 600 mm in width and not less than 300 mm in height;
- (c) be white in color and display the words and figures "7:00-19:00 Mon.-Sat." in letters and figures not less than 70 mm in height;
- (d) be displayed so that the hours and days as indicated in the illustration may be varied to indicate any other hours or days;
- (e) be reflectorized so as to show the same color and shape by night as by day; and
- (f) bear the markings and have the dimensions illustrated in the following figure:

[This diagram is not available online. Copies can be purchased by calling Statutory Publications at 945-3101.]

**Loads sign (MR-81)**

**48(1)** A "Loads" sign may be used only in conjunction with and erected immediately below sign "RB-1" to indicate that a restriction exists for vehicle speed related to weight on a bridge.

**48(2)** A "Loads" sign shall

- (a) be rectangular in shape and erected so that the long dimension is vertical;
- (b) be not less than 600 mm in width and not less than 750 mm in height;
- (c) be white in color and display the words and figures "Loads Over 8 Tonnes" in black letters with the words "Loads Over" not less than 70 mm in height and the figure "8" not less than 150 mm in height, which may be varied to indicate any other number of Tonnes;
- (d) be reflectorized so as to show the same color and shape by night as by day; and
- (e) bear the markings and have the dimensions illustrated in the following figure:

[This diagram is not available online. Copies can be purchased by calling Statutory Publications at 945-3101.]

**Crossing of highway ditch by vehicles prohibited (MR-82)**

**49(1)** A "Crossing Of Highway Ditch By Vehicles Prohibited" sign may be used to indicate that vehicle crossing of a highway ditch is prohibited.

**49(2)** A "Crossing Of Highway Ditch By Vehicles Prohibited" sign shall

- (a) be rectangular in shape and erected so that the long dimension is vertical;
- (b) be not less than 450 mm in height and not less than 300 mm in width;
- (c) be white in color and display the words "Crossing of Highway Ditch By Vehicles Prohibited" in black letters not less than 50 mm in height;
- (d) be reflectorized so as to show the same color and shape by night as by day;  
and
- (e) bear the markings and have the dimensions illustrated in the following figure:

[This diagram is not available online. Copies can be purchased by calling Statutory Publications at 945-3101.]



**Stop lines (MR-88)**

**50(1)** Where it is necessary or desirable to indicate the location of a required stop position for any of the following reasons:

- (a) the stop line is in other than a normal position because of intersection geometrics;
- (b) there is a necessity to clear opposing turns; or
- (c) pavement markings are concealed or obliterated by climatic conditions;

a "Stop Line" sign may be used at a signalized intersection or elsewhere where traffic signals are in use.

**50(2)** A "Stop Line" sign shall

- (a) be rectangular in shape and mounted so that the long dimension is vertical;
- (b) be not less than 600 mm in width and not less than 750 mm in height;
- (c) be white in color with the words "STOP LINE" in black letters not less than 100 mm in height together with a black arrow in the lower third of the sign;
- (d) be reflectorized so as to show the same color and shape by night as by day; and
- (e) bear the markings and have the dimensions illustrated in the following figure:

[This diagram is not available online. Copies can be purchased by calling Statutory Publications at 945-3101.]

**Through and U-Turns (MR-89)**

**51(1)** A symbolic "Through and U-Turn" sign may be used to indicate that the only permitted movements at that location are straight ahead or turn so as to proceed in the opposite direction.

**51(2)** A symbolic "Through and U-Turn" sign shall

- (a) be square in shape and erected so that one side is horizontal;
- (b) be not less than 600 mm along each side;
- (c) be white in color and display a vertical and a reverse direction arrow in black within a green circle;
- (d) be reflectorized so as to show the same color and shape by night as by day;  
and
- (e) bear the markings and have the dimensions illustrated in the following figure:

[This diagram is not available online. Copies can be purchased by calling Statutory Publications at 945-3101.]

**Stop for school bus when signals flashing (MR-90)**

**52(1)** A "Stop For School Bus When Signals Flashing" sign may be used on highways to indicate that school buses may be loading or unloading.

**52(2)** A "Stop For School Bus When Signals Flashing" sign shall

- (a) be rectangular in shape and erected so that the long dimension is horizontal;
- (b) be not less than 2400 mm in width and not less than 1950 mm in height;
- (c) be white in color and display the words "Stop For School Bus When Signals Flashing Both Directions" in black letters not less than 200 mm in height;
- (d) be reflectorized so as to show the same color and shape by night as by day;  
and
- (e) bear the markings and have the dimensions illustrated in the following figure:

[This diagram is not available online. Copies can be purchased by calling Statutory Publications at 945-3101.]

**Snow routes (MR-92)**

**53(1)** A "Snow Route" sign may be used only to indicate that a stopping prohibition is in effect during a declared "Snow Emergency".

**53(2)** A "Snow Route" sign shall

- (a) be rectangular in shape and erected so that the long dimension is vertical;
- (b) be not less than 300 mm in width and not less than 450 mm in height;
- (c) be white in color and display
  - (i) in the upper portion the silhouette of an octagon in black within an annular red ring with a diagonal red bar across the silhouette, and
  - (ii) in the lower portion the words "Snow Route" in black letters not less than 50 mm in height;
- (d) be reflectorized so as to show the same color and shape by night as by day; and
- (e) bear the markings and have the dimensions illustrated in the following figure:

[This diagram is not available online. Copies can be purchased by calling Statutory Publications at 945-3101.]

**Route de neige (MR-92A)**

**54(1)** A "Route de Neige" sign may be used only to indicate that a stopping prohibition is in effect during a declared "Snow Emergency".

**54(2)** A "Route de Neige" sign shall

- (a) be rectangular in shape and erected so that the long dimension is vertical;
- (b) be not less than 300 mm in width and not less than 450 mm in height;
- (c) be white in color and display
  - (i) in the upper portion the silhouette of an octagon in black within an annular red ring with a diagonal red bar across the silhouette, and
  - (ii) in the lower portion the words "Route de Neige" in black letters not less than 50 mm in height;
- (d) be reflectorized so as to show the same color and shape by night as by day; and
- (e) bear the markings and have the dimensions illustrated in the following figure:

[This diagram is not available online. Copies can be purchased by calling Statutory Publications at 945-3101.]


**Snow Route sign (MR-92B)**

**54.1(1)** A "Snow Route" no parking sign may be used only to indicate that a parking prohibition is in effect during a declared "Snow Emergency".

M.R. 253/97

**54.1(2)** A "Snow Route" no parking sign shall

- (a) be rectangular in shape and erected so that the long dimension is vertical;
- (b) be not less than 300 mm in width and not less than 450 mm in height;
- (c) be white in colour and display
  - (i) in the upper portion the words "Snow Route" in white upper case letters not less than 50 mm in height on a black background,
  - (ii) in the lower portion the silhouette of an upper case "P" in black within an annular red ring not less than 240 mm in diameter with a diagonal bar across the silhouette;
- (d) be reflectorized so as to show the same colour and shape by night as by day; and
- (e) bear the markings and have the dimensions illustrated in the following figure:



**MR-92B**

M.R. 253/97

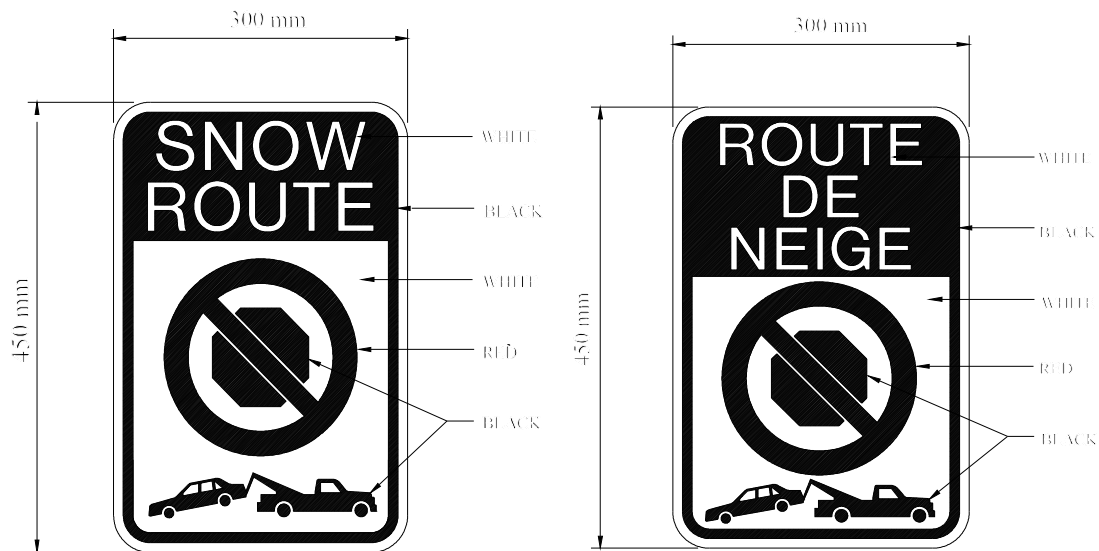
**Snow Route signs (MR-92C and MR-92D)**

**54.2(1)** A "Snow Route" no stopping tow-away sign may be used only to indicate that a stopping prohibition is in effect during a declared "Snow Emergency".

M.R. 253/97

**54.2(2)** A "Snow Route" no stopping tow-away sign shall

- (a) be rectangular in shape and erected so that the long dimension is vertical;
- (b) be not less than 300 mm in width and not less than 450 mm in height;
- (c) be white in color and display
  - (i) in the upper portion the words "Snow Route" or "Route de Neige" in white upper case letters not less than 50 mm in height on a black background,
  - (ii) in the lower portion the silhouette of an octagon in black within an annular red ring not less than 200 mm in diameter with a diagonal bar across the silhouette and a symbolic tow away below;
- (d) be reflectorized so as to show the same colour and shape by night as by day; and
- (e) bear the markings and have the dimensions illustrated in the following figures:



**MR-92C**

**MR-92D**

M.R. 253/97

**Fuel inspection stations (MR-93)**

**55(1)** A portable "Fuel Inspection Station" sign may be used only in advance of a temporary fuel inspection station.

**55(2)** A portable "Fuel Inspection Station" sign shall

- (a) be rectangular in shape and erected so that the long dimension is horizontal;
- (b) be not less than 1200 mm in width and not less than 600 mm in height;
- (c) be white in color and display the words "Fuel Inspection Station All Vehicles Report" in black letters not less than 100 mm in height;
- (d) be reflectorized so as to show the same color and shape by night as by day; and
- (e) bear the markings and have the dimensions illustrated in the following figure:

[This diagram is not available online. Copies can be purchased by calling Statutory Publications at 945-3101.]



**Weight Restriction signs (MR-94R1) (MR-94R2) (MR-94R3)**

**55.1(1)** A "Weight Restriction" sign may be used to indicate to motorists that a temporary seasonal weight restriction is in effect on a highway.

M.R. 66/97

**55.1(2)** A "Weight Restriction" sign shall

- (a) be rectangular in shape and erected so that the long dimension is vertical;
- (b) be not less than 600 mm in height and not less than 450 mm in width;
- (c) be white in colour and display in red the words "Weight Restriction Of Normal Axle Loads" in upper case letters not less than 40 mm in height, the figures "65", "90" or "95" as required in figures not less than 190 mm in height and the symbol "%" not less than 100 mm in height; and
- (d) bear the markings and have the dimensions illustrated in the following figures:



M.R. 66/97

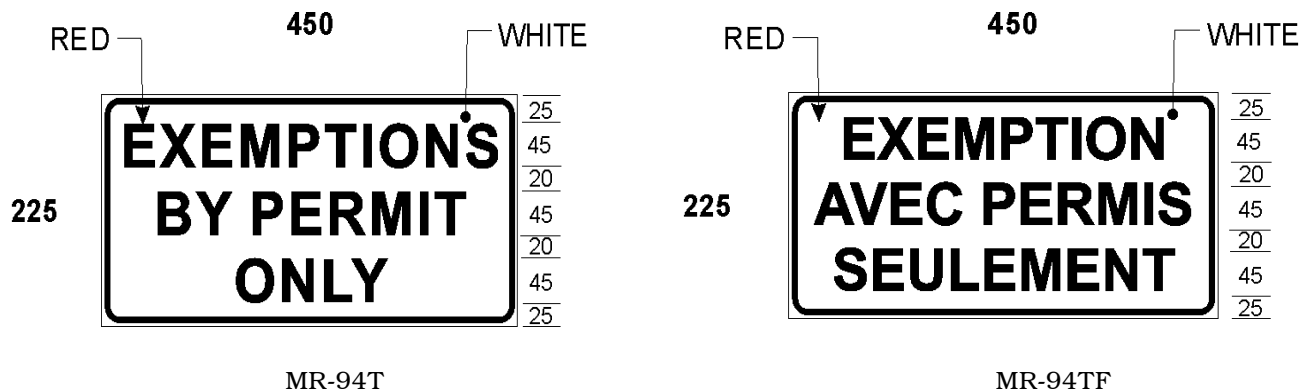
**Exemptions by Permit Only sign tab (MR-94T and MR-94TF)**

**55.2(1)** An "Exemptions by Permit Only" sign tab shall be used directly below the "Weight Restriction" signs (MR-94R1, MR-94R2 AND MR-94R3) to indicate or make known to drivers that a permit is required to be exempt from a temporary seasonal weight restriction that is in effect on a highway.

M.R. 49/2002

**55.2(2)** An "Exemptions by Permit Only" sign tab shall

- (a) be rectangular in shape so that the long dimension is horizontal;
- (b) be not less than 450 mm in width and 225 mm in height;
- (c) be white in colour and display in red the words "Exemptions by Permit Only" in uppercase letters not less than 40 mm in height;
- (d) be available in a bilingual format as shown in the illustration;
- (e) bear the markings and have the dimensions illustrated in the following figure:



M.R. 49/2002

**Maximum 60 when passing workers (MR-96)**

**56(1)** A "Maximum 60 When Passing Workers" sign may be used throughout the Province to utilize regulatory speed limits in construction and maintenance areas and shall be displayed in close proximity to workers.

**56(2)** A "Maximum 60 When Passing Workers" sign shall

- (a) be rectangular in shape and erected so that the long dimension is vertical;
- (b) be not less than 1000 mm in height and not less than 600 mm in width;
- (c) be white in color and display the word "Maximum" in black letters not less than 100 mm in height, the figure "60" in black figures not less than 300 mm in height and the words "When Passing Workers" in black letters not less than 75 mm in height;
- (d) be displayed so that the figure "60" as referred to in clause (c) may be varied to a greater or lesser figure as circumstances may require;

(e) be reflectorized so as to show the same color and shape by night as by day;  
and

(f) bear the markings and have the dimensions illustrated in the following figure:

[This diagram is not available online. Copies can be purchased by calling Statutory Publications at 945-3101.]

This page left blank intentionally.

**Yield to approaching vehicles (MR-97)**

**57(1)** Where the available roadway width on a very low volume roadway has been restricted in a work area so that only one vehicle at a time may proceed past the area, a "Yield to Approaching Vehicles" sign may be used during daylight hours only to regulate traffic moving on the side of the road that has the lane closure.

**57(2)** A "Yield to Approaching Vehicles" sign shall

- (a) be rectangular in shape and erected so that the long dimension is vertical;
- (b) be not less than 750 mm in width and not less than 1000 mm in height;
- (c) be white in color and display the word "Yield" in black letters not less than 200 mm in height and the words "to Approaching Vehicles" in black letters not less than 100 mm in height; and
- (d) bear the markings and have the dimensions illustrated in the following figure:

[This diagram is not available online. Copies can be purchased by calling Statutory Publications at 945-3101.]

**Possession of radar detecting devices is illegal in Manitoba (MR-98)**

**58(1)** A "Possession of Radar Detecting Devices is Illegal in Manitoba" sign may be used to indicate to occupants of motor vehicles that the possession of a radar detecting device in a motor vehicle is illegal in Manitoba.

**58(2)** A "Possession of Radar Detecting Devices is Illegal in Manitoba" sign shall

- (a) be rectangular in shape and erected so that the long dimension is vertical;
- (b) be not less than 600 mm in width and not less than 750 mm in height;
- (c) be white in color and display the words "Possession of Radar Detecting Devices is Illegal in Manitoba" in black letters not less than 75 mm in height;
- (d) be reflectorized so as to show the same color and shape by night as by day; and
- (e) bear the markings and have the dimensions illustrated in the following figure:

[This diagram is not available online. Copies can be purchased by calling Statutory Publications at 945-3101.]

**Licence required by salespersons and tradespersons (MR-99)**

**59(1)** A "Licence Required by Salespersons and Tradespersons" sign may be used to indicate that a licence is required by all salespersons and tradespersons in the municipality, city, town, village or community.

**59(2)** A "Licence Required by Salespersons and Tradespersons" sign shall

- (a) be rectangular in shape and erected so that the long dimension is vertical;
- (b) be not less than 600 mm in width and not less than 750 mm in height;
- (c) be white in color and display the words "Licence Required by Salespersons and Tradespersons" in black letters not less than 75 mm in height;
- (d) be reflectorized so as to show the same color and shape by night as by day; and
- (e) bear the markings and have the dimensions illustrated in the following figure:

[This diagram is not available online. Copies can be purchased by calling Statutory Publications at 945-3101.]

**Left turn signals (MR-100)**

**60(1)** A "Left Turn Signal" sign shall be used in conjunction with a left turn signal display to reduce the possibility of motorist confusion.

**60(2)** A "Left Turn Signal" sign shall

- (a) be rectangular in shape and erected so that the long dimension is vertical;
- (b) be not less than 600 mm in width and not less than 750 mm in height;
- (c) be white in color and display the words "Left Turn Signal" in black letters not less than 130 mm in height;
- (d) be reflectorized so as to show the same color and shape by night as by day; and
- (e) bear the markings and have the dimensions illustrated in the following figure:

[This diagram is not available online. Copies can be purchased by calling Statutory Publications at 945-3101.]



**Unauthorized Use of Highway Right-of-Way Prohibited (MR-102)**

**61(1)** An "Unauthorized Use of Highway Right-of-Way Prohibited" sign shall:

- (a) be square in shape and erected so that one side is horizontal;
- (b) be not less than 750 mm along each side;
- (c) be white in color and display the words "Unauthorized Use of Highway Right-of-Way Prohibited" in black letters not less than 80 mm in height;
- (d) be reflectorized to show the same color and shape by night as by day;
- (e) bear the markings and have the dimensions illustrated in the following figure:

[This diagram is not available online. Copies can be purchased by calling Statutory Publications at 945-3101.]

**No Sliding (MR-102TA), No Vehicles (MR-102TB), No Motorcycles (MR-102TC), No Dumping (MR-102TD), No Crossing (MR-102TE), No Snowmobiles (MR-102TF), No Off-Road Vehicles (MR-102TG)**

**62(1)** A "No Sliding", "No Vehicles", "No Motorcycles", "No Dumping", "No Crossing", "No Snowmobiles" or "No Off-Road Vehicles" sign tabs shall be used immediately below sign "MR-102" the "Unauthorized Use of Highway Right-of-Way Prohibited" sign to inform the public of certain prohibited uses of the highway right-of-way.

M.R. 88/89; 265/97

**62(2)** A "No Sliding", "No Vehicles", "No Motorcycles", "No Dumping", "No Crossing", "No Snowmobiles" and "No Off-Road Vehicles" signs shall

- (a) be rectangular in shape and erected so that the long dimension is horizontal;
- (b) be not less than 300 mm in height and not less than 750 mm in length;
- (c) be white in colour and display the words "No Sliding", "No Vehicles", "No Motorcycles", "No Dumping", "No Crossing", "No Snowmobiles" or "No Off-Road Vehicles" in red letters not less than 80 mm in height;
- (d) be reflectorized so as to show the same colour and shape by night as by day; and
- (e) bear the markings and have the dimensions illustrated in the following figures:

[This diagram is not available online. Copies can be purchased by calling Statutory Publications at 945-3101.]

This page left blank intentionally.

**"Pedestrian Corridor" symbolic sign conversion (MR 103A)**

**63(1)** A "Pedestrian Corridor" symbolic sign with amber vehicle signal indications shall be used to indicate to drivers the existence of a pedestrian corridor and to warn drivers that the pedestrian corridor is occupied or is about to be occupied by a pedestrian.

---

M.R. 23/90

**63(2)** The converted "Pedestrian Corridor" symbolic sign shall have mounted upon it two standard vehicular amber signal indications and shall meet the following requirements:

- (a) each amber signal indication shall not be less than 200 mm in lens diameter and shall be mounted horizontally with approximately 700 mm between the centres of the two lamps as indicated in the figure;
- (b) the amber signal indications shall face in the direction of approaching vehicular traffic;
- (c) the amber signal indications shall be capable of activation by a pedestrian by means of a push-button placed adjacent to each end of the pedestrian corridor and, where a centre divider exists, upon the centre divider;
- (d) when activated by a pedestrian, the amber signal indications shall be flashed at a rate of not more than 120 or fewer than 100 "on" and "off" flashes per minute with the length of each "on period" approximately equal to the length of each "off period" and the flashing operation shall continue for a duration comparable with the average pedestrian walking time to cross the roadway while walking at a normal pace;
- (e) when flashing, each amber signal indication of a pair of amber signal indications shall flash alternately to the other amber signal indication;
- (f) the overhead sign shall contain internal illumination to light the crosswalk area below;
- (g) shall bear the markings and have the dimensions illustrated in the figure following subsection (3); and
- (h) the Pedestrian Corridor symbol on any overhead sign shall be positioned to indicate pedestrian travel towards the centreline of the roadway as seen by the approaching driver.

---

M.R. 23/90

**63(3)** The sign described in this section is approved for use only if it is erected to replace an existing "X" sign (MR 12A).

---

M.R. 23/90

[This diagram is not available online. Copies can be purchased by calling Statutory Publications at 945-3101.]

**"Pedestrian Corridor" symbolic sign (new installations) (MR 103B)**

**64(1)** A "Pedestrian Corridor" symbolic sign with amber vehicle signal indications shall be used to indicate to drivers the existence of a pedestrian corridor and to warn drivers that the pedestrian corridor is occupied or about to be occupied by a pedestrian.

---

M.R. 23/90

**64(2)** The "Pedestrian Corridor" symbolic sign shall have mounted upon it two standard vehicular amber signal indications and shall meet the following requirements:

- (a) each amber signal indication shall not be less than 200 mm in lens diameter and shall be mounted horizontally with approximately 700 mm between the centres of the two lamps as indicated in the figure;
- (b) the amber signal indications shall face in the direction of approaching vehicular traffic;
- (c) the amber signal indications shall be capable of activation by a pedestrian by means of a push-button placed adjacent to each end of the pedestrian corridor and, where a centre divider exists, upon the centre divider;
- (d) when activated by a pedestrian, the amber signal indications shall be flashed at a rate of not more than 120 or fewer than 100 "on" and "off" flashes per minute with the length of each "on period" approximately equal to the length of each "off period" and the flashing operation shall continue for a duration comparable with the average pedestrian walking time to cross the roadway while walking at a normal pace;
- (e) when flashing, each amber signal indication of a pair of amber signal indications shall flash alternately to the other amber signal indication;
- (f) the overhead sign shall contain internal illumination to light the crosswalk area below;
- (g) new installations shall bear the markings and have the dimensions illustrated in the figure following subsection (3); and
- (h) the Pedestrian Corridor symbol on any overhead sign shall be positioned to indicate pedestrian travel towards the centreline of the roadway as seen by the approaching driver.

---

M.R. 23/90

**64(3)** The sign described in this section is approved for use for all new installations.

---

M.R. 23/90

[This diagram is not available online. Copies can be purchased by calling Statutory Publications at 945-3101.]



**Portable weigh stations (MR-104)**

**65(1)** A "Portable Weigh Station" sign shall be used in advance of a portable (weight) inspection station to indicate the existence of a portable (weight) inspection station ahead and that all trucks are to report.

M.R. 232/90

**65(2)** A "Portable Weigh Station" sign shall:

- (a) be rectangular in shape and erected so that the long dimension is vertical;
- (b) be not less than 900 mm in width and not less than 1200 mm in height;
- (c) be, in the upper portion, black in color and display the words "WEIGH STATION" shown in white characters not less than 75 mm in height and, in the lower portion, white in color and display the words, figures, and letter "ALL TRUCKS REPORT 500 m" shown in black characters, the words and figures "ALL TRUCKS REPORT 500" not less than 125 mm in height and the letter "m" not less than 75 mm in height;
- (d) be reflectorized so as to show the same color and shape by night as by day;
- (e) be hinged as shown to permit ease of transportation; and
- (f) bear the markings and have the dimensions illustrated in the following figure:

[This diagram is not available online. Copies can be purchased by calling Statutory Publications at 945-3101.]

M.R. 232/90

**Littering on Highway Right-of-Way Prohibited (MR-105)**

**65.1(1)** A "Littering on Highway Right-of-Way Prohibited" sign shall be used in locations where littering has been identified as a significant problem and where the local authority has agreed to provide enforcement of the sign.

M.R. 15/91

**65.1(2)** A "Littering on Highway Right-of-Way Prohibited" sign shall:

- (a) be square in shape and erected so that one side is horizontal;
- (b) be not less than 750 mm along each side;
- (c) be white in colour and display the words "Littering on Highway Right- of-Way Prohibited" in black letters not less than 80 mm in height;
- (d) be reflectorized to show the same colour and shape by night as by day; and
- (e) bear the markings and have the dimensions illustrated in the following figure:

[This diagram is not available online. Copies can be purchased by calling Statutory Publications at 945-3101.]

M.R. 15/91

**Portable Inspection Station 500 m Trucks Report When Red Signal Flashing (MR-106)**

**65.2(1)** A portable "Inspection Station 500 m Trucks Report When Red Signal Flashing" sign shall be used in advance of a temporary inspection station to indicate the existence of the temporary inspection station ahead, and that trucks are to report when signalled.

---

M.R. 15/91

**65.2(2)** A portable "Inspection Station 500 m Trucks Report When Red Signal Flashing" sign shall:

- (a) be rectangular in shape and erected so that the long dimension is vertical;
- (b) be not less than 900 mm in width and not less than 1200 mm in height;
- (c) be in the upper portion black in color and display the words figures and letters "Inspection Station 500 m" shown in white characters not less than 100 mm in height and the letter "m" not less than 75 mm in height and, in the lower portion, white in colour and display the words "Trucks Report When Red Signal Flashing" in black characters not less than 100 mm in height;
- (d) be reflectorized so as to show the same colour and shape by night as by day;
- (e) be hinged as shown to permit ease of transportation; and
- (f) bear the markings and have the dimensions illustrated in the following figure:

[This diagram is not available online. Copies can be purchased by calling Statutory Publications at 945-3101.]

---

M.R. 15/91

**Seat belt (MR-108)**

**65.3(1)** A symbolic "Seat belt" sign may be used to indicate to drivers that the use of seat belts is mandatory.

---

M.R. 68/95

**65.3(2)** A symbolic "Seat belt" sign shall

- (a) be square in shape and be erected so that one side is horizontal;
- (b) be not less than 600 mm along each side;
- (c) be white in colour and display a symbolic person with seat belt in black within a green circle;
- (d) be reflectorized so as to show the same colour and shape by night as by day;  
and
- (e) bear the markings and have the dimensions illustrated in the following figure:

[This diagram is not available online. Copies can be purchased by calling Statutory Publications at 945-3101.]

---

M.R. 68/95

**Compulsory (MR-108T)**

**65.4(1)** A "Compulsory" sign tab may be used directly below the symbolic "Seat belt" sign (MR-108), as an educational tab to inform the driver that the use of seat belts is mandatory.

---

M.R. 68/95

**65.4(2)** The "Compulsory" sign shall

- (a) be rectangular in shape so that the long dimension is horizontal;
- (b) be not less than 600 mm in width and 300 mm in height;
- (c) be white in colour and display the word "Compulsory" in black upper case letters not less than 75 mm in height;
- (d) be reflectorized so as to show the same colour by night as by day; and
- (e) bear the markings and have the dimensions as illustrated in the following figure:

[This diagram is not available online. Copies can be purchased by calling Statutory Publications at 945-3101.]
--

---

M.R. 68/95

**Bilingual "Compulsory/Obligatoire" (MR-108TA)**

**65.5(1)** A "Compulsory/Obligatoire" sign tab may be used directly below the symbolic "Seat belt" sign (MR-108), as an educational tab in designated bilingual zones to inform the driver that the use of seat belts is mandatory.

---

M.R. 68/95

**65.5(2)** The "Compulsory/Obligatoire" sign shall

- (a) be rectangular in shape so that the long dimension is horizontal;
- (b) be not less than 600 mm in width and 450 mm in height;
- (c) be white in colour and display the word "Compulsory/Obligatoire" in black upper case letters not less than 75 mm in height;
- (d) be reflectorized so as to show the same colour by night as by day; and
- (e) bear the markings and have the dimensions as illustrated in the following figure:

[This diagram is not available online. Copies can be purchased by calling Statutory Publications at 945-3101.]
--

---

M.R. 68/95

**Pedestrian and Cycling Permitted sign (MR-109)**

**65.6(1)** A "Pedestrian and Cycling Permitted" sign shall be used to make known that pedestrian traffic and cycling are permitted in the area indicated.

M.R. 205/98

**65.6(2)** A "Pedestrian and Cycling Permitted" sign shall

- (a) be square in shape;
- (b) be not less than 600 mm along each side;
- (c) be white in colour and display in black a design consisting of a standard symbolic pedestrian and a standard symbolic bicycle within a green circle;
- (d) be reflectorized to show the same colour and shape by night as by day; and
- (e) bear the markings and have the dimensions illustrated in the following figure:

[This diagram is not available online. Copies can be purchased by calling Statutory Publications at 945-3101.]

**MR-109**

M.R. 205/98

**On Sidewalk sign tab (MR-109T and MR-109TA)**

**65.7(1)** An "On Sidewalk" sign tab shall be used directly below the symbolic "Pedestrian and Cycling Permitted" sign (MR-109) to indicate that it applies only to the sidewalk.

M.R. 205/98

**65.7(2)** An "On Sidewalk" sign tab shall

- (a) be rectangular in shape so that the long dimension is horizontal;
- (b) be not less than 600 mm in width and 300 mm in height;
- (c) be white in colour and display the words "On Sidewalk" in black upper case letters not less than 75 mm in height and in bilingual form display the words "On Sidewalk"/"Sur le Trottoir" in black upper case letters not less than 65 mm in height;
- (d) be reflectorized to show the same colour and shape by night as by day; and
- (e) bear the markings and have the dimensions illustrated in the following figures:

[This diagram is not available online. Copies can be purchased by calling Statutory Publications at 945-3101.]

**MR-109T**

**MR-109TA**

M.R. 205/98





**Cyclists Yield to Pedestrians sign (MR-110 and MR-110A)**

**65.8(1)** A "Cyclists Yield to Pedestrians" sign may be used where cyclists share a facility used by pedestrians and are required to yield to the pedestrians.

M.R. 205/98

**65.8(2)** A "Cyclists Yield to Pedestrians" sign shall

- (a) be square in shape;
- (b) be not less than 600 mm along each side;
- (c) be white in colour and display in black a design consisting of a standard symbolic bicycle and display the words "Yield to Pedestrians" in upper case letters not less than 60 mm in height and in bilingual form display the words "Yield to Pedestrians"/"Cédez aux Piétons" in uppercase letters not less than 50 mm in height;
- (d) be reflectorized to show the same colour and shape by night as by day; and
- (e) bear the markings and have the dimensions illustrated in the following figures:

[This diagram is not available online. Copies can be purchased by calling Statutory Publications at 945-3101.]

**MR-110**

**MR-110A**

M.R. 205/98

**Not a Truck Route sign tab (MR-111T and MR-111TA)**

**65.9(1)** A "Not a Truck Route" sign tab shall be used directly below the symbolic "Truck Prohibition" sign (RB-62) to indicate that a street is not a truck route as defined by the local traffic authority.

M.R. 205/98

**65.9(2)** A "Not a Truck Route" sign tab shall

- (a) be rectangular in shape so that the long dimension is horizontal and in bilingual form be square in shape;
- (b) be not less than 600 mm in width and 300 mm in height and in bilingual form be not less than 600 mm along each side;
- (c) be white in colour and display the words "Not a Truck Route" in black upper case letters not less than 75 mm in height and in bilingual form display the words "Not a Truck Route"/"Non Désigné aux Camions" in uppercase letters not less than 65 mm in height;
- (d) be reflectorized to show the same colour and shape by night as by day; and
- (e) bear the markings and have the dimensions illustrated in the following figures:

[This diagram is not available online. Copies can be purchased by calling Statutory Publications at 945-3101.]

**MR-111T**

**MR-111TA**

M.R. 205/98

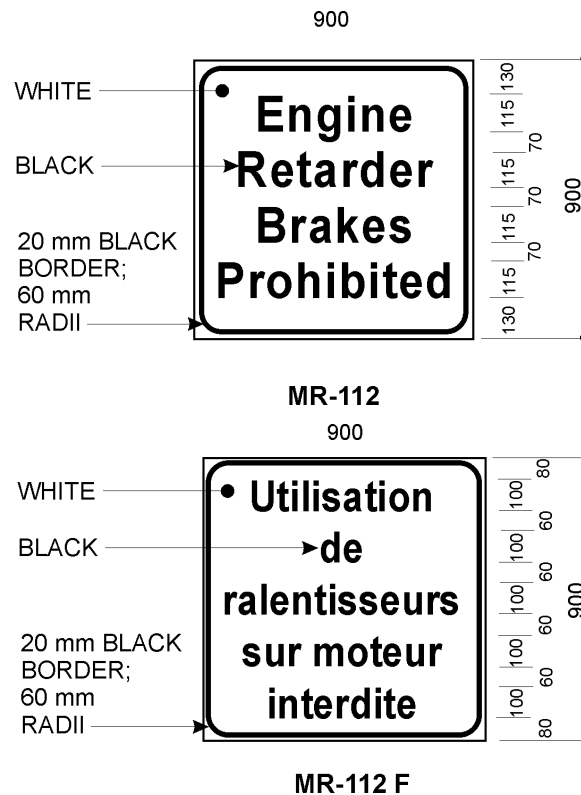
**Engine Retarder Brakes Prohibited sign (MR-112 and MR-112 F)**

**65.9.1(1)** An "Engine Retarder Brakes Prohibited" sign may be used to indicate to drivers that using engine retarder brakes is prohibited.

M.R. 242/2006

**65.9.1(2)** An "Engine Retarder Brakes Prohibited" sign shall

- (a) be square in shape;
- (b) be not less than 900 mm on each side;
- (c) be white in colour and display the words "Engine Retarder Brakes Prohibited" in black upper and lower case letters not less than 115 mm in height;
- (d) be available in a bilingual format as shown in the illustration;
- (e) be reflectorized to show the same colour and shape by night as by day; and
- (f) bear the markings and have the dimensions illustrated in the following figure:



M.R. 242/2006

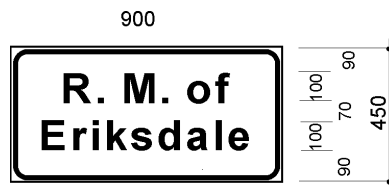
**Manitoba Municipality sign tab (MR-112TA and MR-112TA F)**

**65.9.2(1)** A "Manitoba Municipality" sign tab may be used directly above the "Engine Retarder Brakes Prohibited" sign (MR-112 and MR-112 F) to identify the municipality that has imposed the prohibition on using engine retarder brakes.

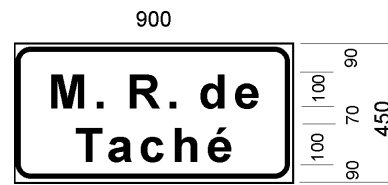
M.R. 242/2006

**65.9.2(2)** A "Manitoba Municipality" sign tab shall

- (a) be rectangular in shape so that the long dimension is horizontal;
- (b) be not less than 900 mm in width and 450 mm in height;
- (c) be white in colour and display the municipality's name in black upper and lower case letters not less than 100 mm in height;
- (d) be available in a bilingual format as shown in the illustration;
- (e) be reflectorized to show the same colour and shape by night as by day; and
- (f) bear the markings and have the dimensions illustrated in the following figure:



**MR-112 TA**



**MR-112 TA F**

M.R. 242/2006

**Distance Advisory sign tab (MR-112TB and MR-112TB F)**

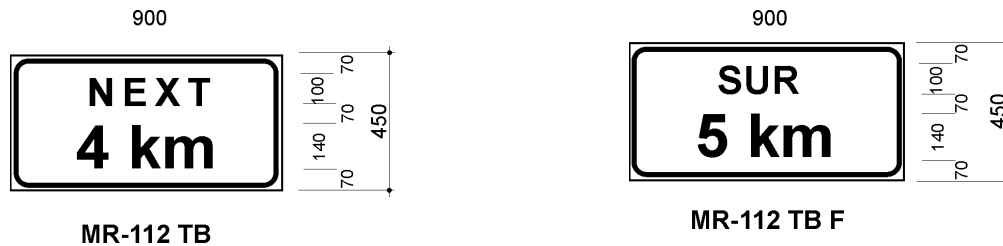
**65.9.3(1)** A "Distance Advisory" sign tab may be used directly below the "Engine Retarder Brakes Prohibited" sign (MR-112 and MR-112 F) to indicate the length of highway on which using engine retarder brakes is prohibited.

M.R. 242/2006

**65.9.3(2)** A "Distance Advisory" sign tab shall

- (a) be rectangular in shape so that the long dimension is horizontal;
- (b) be not less than 900 mm in width and 450 mm in height;
- (c) be white in colour and display the word "next" in black upper case letters not less than 100 mm in height;
- (d) display, in black numerals and lower case letters not less than 140 mm in height, the number of kilometres of highway on which using engine retarder brakes is prohibited;
- (e) be available in a bilingual format as shown in the illustration;

- (f) be reflectorized to show the same colour and shape by night as by day; and
- (g) bear the markings and have the dimensions illustrated in the following figure:



M.R. 242/2006

**Within Town Limits sign tab (MR-112C and MR-112TC F)**

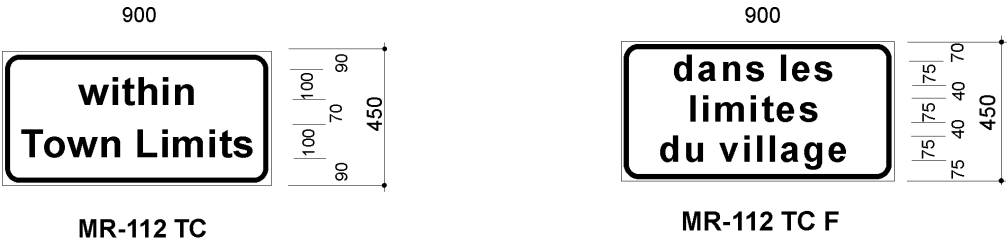
**65.9.4(1)** A "Within Town Limits" sign tab may be used directly below the "Engine Retarder Brakes Prohibited" sign (MR-112 and MR-112 F) to indicate to drivers that the prohibition applies within the limits of the city, town or village that has imposed the prohibition on using engine retarder brakes.

M.R. 242/2006

**65.9.4(2)** A "Within Town Limits" sign tab shall

- (a) be rectangular in shape so that the long dimension is horizontal;
- (b) be not less than 900 mm in width and 450 mm in height;
- (c) be white in colour and display, in letters not less than 100 mm in height,
  - (i) the word "within" in lower case letters,
  - (ii) the word "City", "Town" or "Village", as applicable, in upper and lower case letters, and
  - (iii) the word "Limits" in upper and lower case letters;
- (d) be available in a bilingual format as shown in the illustration;

- (e) be reflectorized to show the same colour and shape by night as by day; and
- (f) bear the markings and have the dimensions illustrated in the following figure:



M.R. 242/2006

Continues on page 68.5.



**Automated Red Light Enforcement sign (MR-115 and MR-115A)**

**65.10(1)** An "Automated Red Light Enforcement" sign may be used to indicate or make known to drivers that they are approaching a signalized intersection where their vehicle may be under surveillance using image capturing enforcement systems for the purpose of enforcing the red traffic control signal indication.

---

M.R. 68/99

**65.10(2)** An "Automated Red Light Enforcement" sign shall

- (a) be rectangle in shape with the long dimension vertical;
- (b) be not less than 600 mm in width and 900 mm in height;
- (c) be white in colour and display
  - (i) in the upper portion, a symbolic red light, and
  - (ii) in the lower portion, the words "PHOTO ENFORCED" or "SURVEILLANCE AUTOMATISÉE" in black upper case letters not less than 75 mm in height;
- (d) be reflectorized to show the same colour and shape by night as by day; and
- (e) bear the markings and have the dimensions illustrated in the following figure:

**MR-115**

**MR-115A**

---

M.R. 68/99

**Stop for School Bus When Signals Flashing sign (MR-120 & MR-120A)**

**65.11(1)** A "Stop for School Bus When Signals Flashing" sign may be used to inform drivers of the requirement to stop for a school bus when the bus is loading or unloading and its signals are flashing.

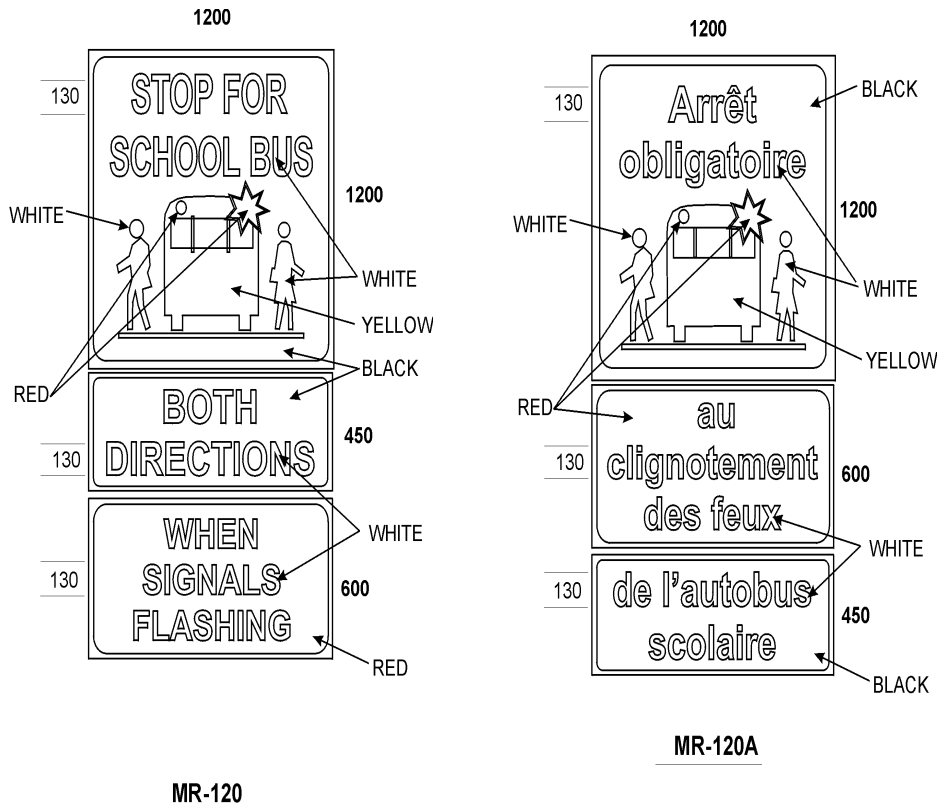
M.R. 146/2000

**65.11(2)** A "Stop for School Bus When Signals Flashing" sign shall:

- (a) be rectangular in shape with the long dimension vertical;
- (b) be not less than 1200 mm in width and 2250 mm in height;
- (c) be black in colour in the upper 1200 mm by 1650 mm portion and display in that portion
  - (i) a design consisting of a standard symbolic school bus in yellow with red lights and two symbolic children in white, and
  - (ii) the words "Stop for School Bus" and "Both Directions" in white upper case letters not less than 130 mm in height;
- (d) be red in colour in the lower 1200 mm by 1650 mm portion and display in that portion the words "When Signals Flashing" in white upper case letters not less than 130 mm in height;
- (e) be available in a bilingual format not less than 1200 mm in width and 2550 mm in height and displayed where appropriate as shown in the illustration;

(f) be reflectorized to show the same colour and shape by night as by day; and

(g) bear the markings and have the dimensions illustrated in the following figure:



M.R. 146/2000

**Skateboarding Prohibited sign (MR-123)**

**65.12(1)** A "Skateboarding Prohibited" sign shall be used to make known that skateboarding is prohibited on the sidewalk.

**65.12(2)** A "Skateboarding Prohibited" sign shall

- (a) be square in shape;
- (b) be not less than 450 mm along each side;
- (c) be white in colour and display in black a design consisting of a skateboard within an annular red ring not less than 300 mm in diameter and with a diagonal red bar across it;
- (d) be reflectorized to show the same colour and shape by night as by day;

(e) bear the markings and have the dimensions illustrated in the following figure;

(f) the traffic authority must reference the supporting by-law (by name or number) displayed in black letters not less than (10 mm) in height in the lower right corner of the sign.



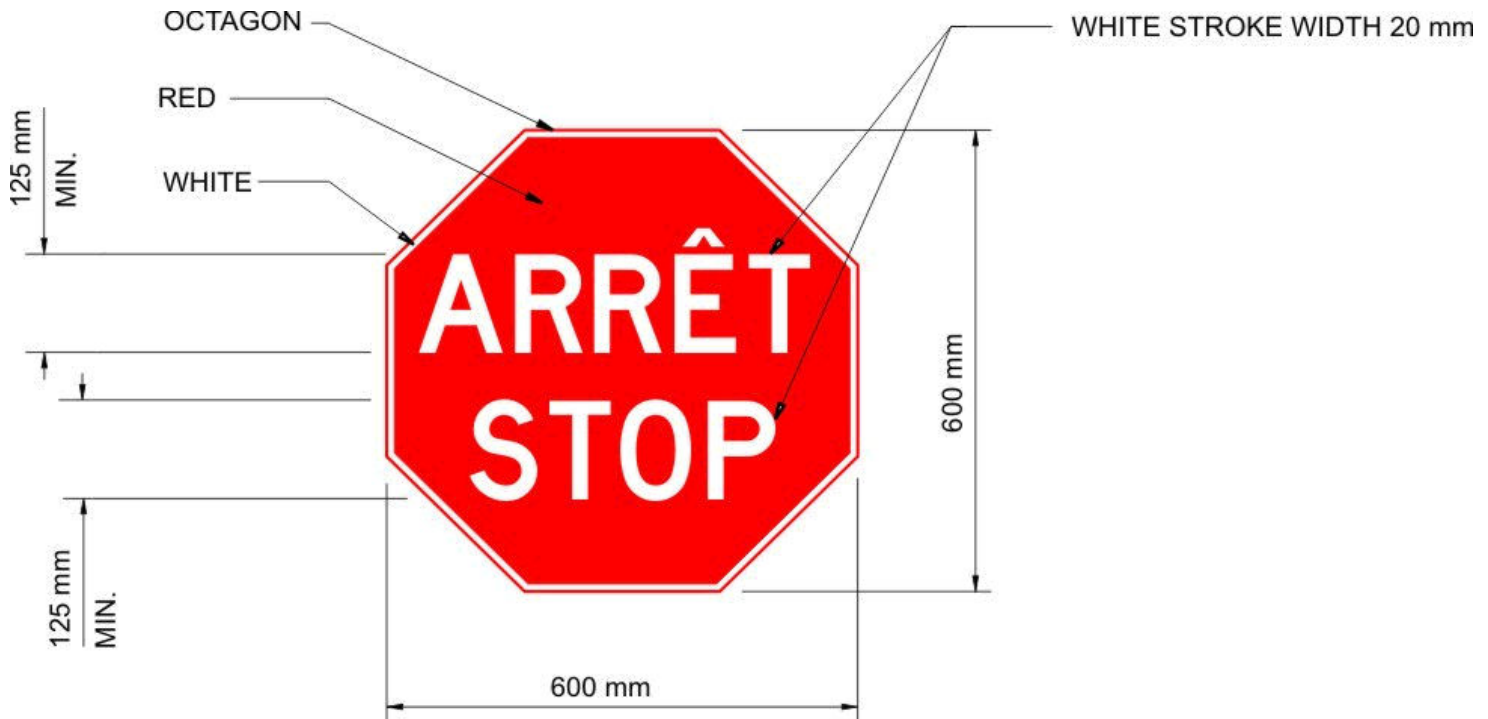
M.R. 152/2001

**ARRÊT STOP sign (MR-125)**

**65.13(1)** An "ARRÊT STOP" sign may be used in place of a "STOP" sign in designated bilingual service areas.

**65.13(2)** An "ARRÊT STOP" sign shall

- (a) be octagonal in shape and be displayed so that one side is horizontal;
- (b) be not less than 600 mm between any two parallel sides, except in instances in which such a sign is used on a separate bicycle facility to regulate the movement of bicycles in which case the dimensions shall not be less than 450 mm between any two parallel sides;
- (c) be red in colour and display thereon the words "ARRÊT" and "STOP" in white letters not less than 125 mm in height, except in instances in which such a sign is used on a separate bicycle facility to regulate the movement of bicycles in which case the white letters shall not be less than 95 mm in height;
- (d) be reflectorized to show the same colour and shape by night as by day;
- (e) bear the markings and have the dimensions illustrated in the following figure:



MR – 125

M.R. 40/2002

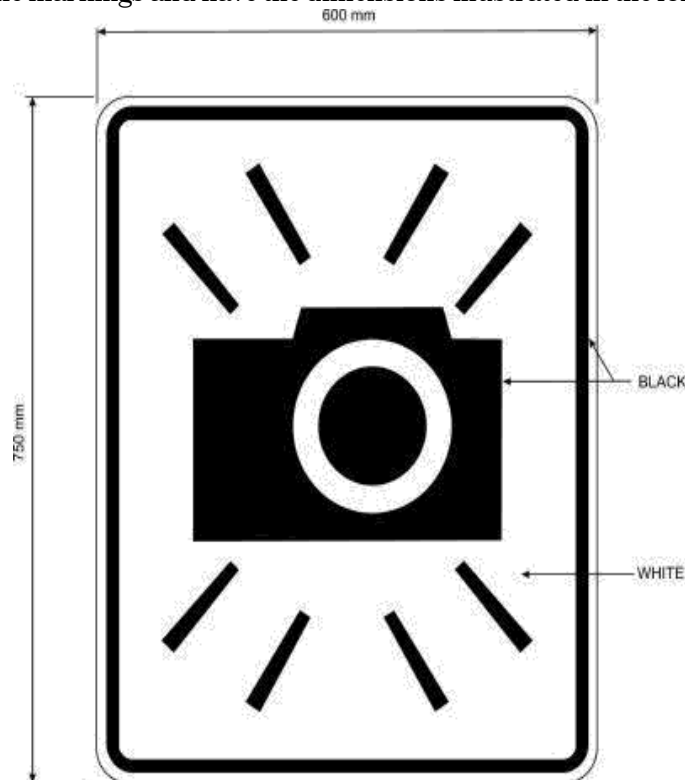
**Image Capturing Enforcement Sign (MR-124)**

**65.14(1)** An "Image Capturing Enforcement" sign may be used to indicate the use of an image capturing enforcement system by a traffic authority. If a traffic authority uses the sign to indicate the use of an image capturing enforcement system at a signalized intersection, it must install the sign on the approach to the intersection. If a traffic authority uses the sign to indicate the use of an image capturing enforcement system elsewhere on a portion or length of highway, it must install the sign along the roadway where the image capturing enforcement system may be in use.

M.R. 209/2002

**65.14(2)** An "Image Capturing Enforcement" sign shall

- (a) be rectangular in shape;
- (b) be no less than 600 mm wide and 750 mm high;
- (c) be white in colour and display in black a design consisting of a schematic of a photographic camera;
- (d) be reflectorized to show the same colour and shape by night as by day; and
- (e) bear the markings and have the dimensions illustrated in the following figure:



MR-124

M.R. 209/2002

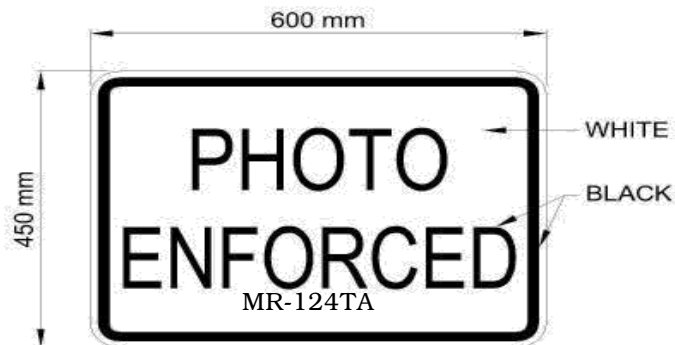
**Photo Enforced (MR-124TA), Surveillance par cinémomètre (MR-124TAF), Red Light (MR-124TB), Feu rouge (MR-124TBF), Speed (MR-124TC), Limite de vitesse (MR-124TCF)**

**65.15(1)** A "Photo Enforced", "Surveillance par cinémomètre", "Red Light", "Feu rouge", "Speed" or "Limite de vitesse" sign tab may be used immediately below sign "MR-124" to indicate the use of different types of image capturing enforcement.

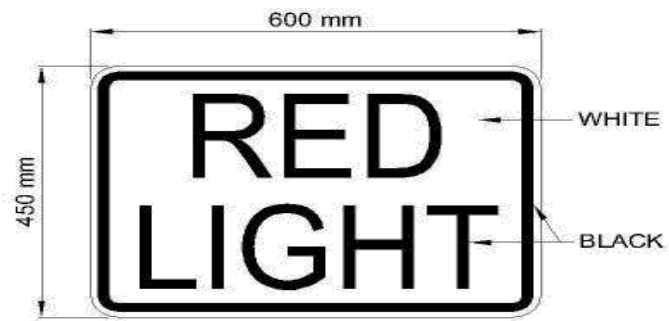
M.R. 209/2002

**65.15(2)** A "Photo Enforced", "Surveillance par cinémomètre", "Red Light", "Feu rouge", "Speed", "Limite de vitesse" sign tab shall

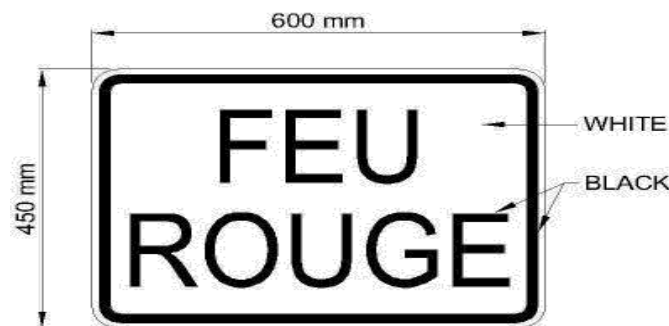
- (a) be rectangular in shape;
- (b) be not less than 600 mm wide and 300 mm high;
- (c) be white in colour and display text in black uppercase letters not less than 100 mm in height;
- (d) be reflectorized to show the same colour and shape by night as by day; and
- (e) bear the markings and have the dimensions illustrated in the following figures:



MR-124TAF

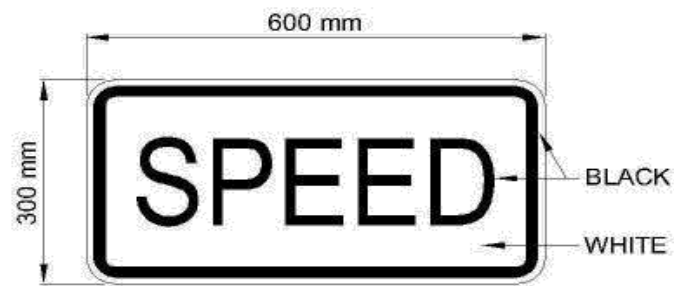


MR-124TB



MR-124TBF





MR-124TC



MR-124TCF

M.R. 209/2002

**Truck Parking Prohibition sign (MR-131)**

**65.16(1)** A "Truck Parking Prohibition" sign shall be used to make known or indicate that a truck parking prohibition is in effect.

M.R. 198/2003

**65.16(2)** A "Truck Parking Prohibition" sign shall

- (a) be rectangular in shape so that the long dimension is vertical;
- (b) be not less than 300 mm in width and not less than 600 mm in height;

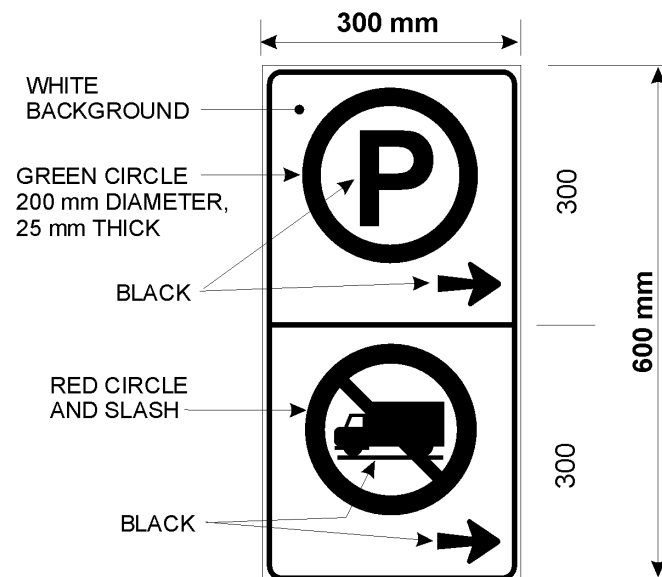
(c) be white in colour and display

(i) in the upper portion the silhouette of an uppercase "P" in black within an annular green circle not less than 200 mm in diameter with black arrow indicating the location of the prohibition, and

(ii) in the lower portion of symbolic truck in black within an annular red circle not less than 200 mm in diameter and a slash across it with black arrow indicating the location of the prohibition;

(d) be reflectorized to show the same colour and shape by night as by day; and

(e) bear the markings and have the dimensions illustrated in the following figure:



MR-131

M.R. 198/2003

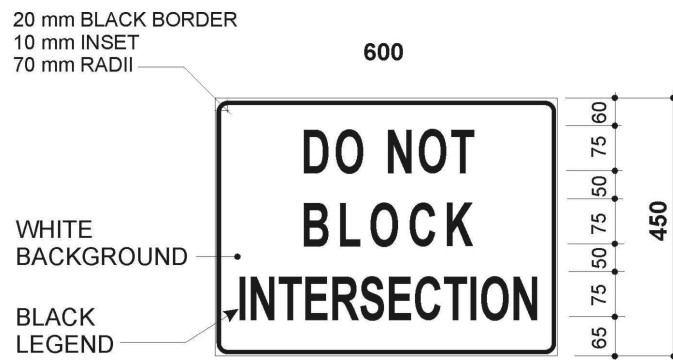
**Do Not Block Intersection sign (MR-133)**

**65.17(1)** A "Do Not Block Intersection" sign shall be used to make known to motorists not to enter into an intersection until they are able to clear the far side of it.

M.R. 91/2005

**65.17(2)** A "Do Not Block Intersection" sign shall

- (a) be rectangular in shape so that the long dimension is horizontal;
- (b) be not less than 600 mm in width and 450 mm in height;
- (c) be white in colour and display the words "Do Not Block Intersection" in black upper case letters not less than 75 mm in height;
- (d) be reflectorized to show the same colour and shape by night as by day; and
- (e) bear the markings and have the dimensions illustrated in the following figure:



MR-133

M.R. 91/2005

**Maximum 40 When Meeting Traffic sign (MR-136 and MR-136F)**

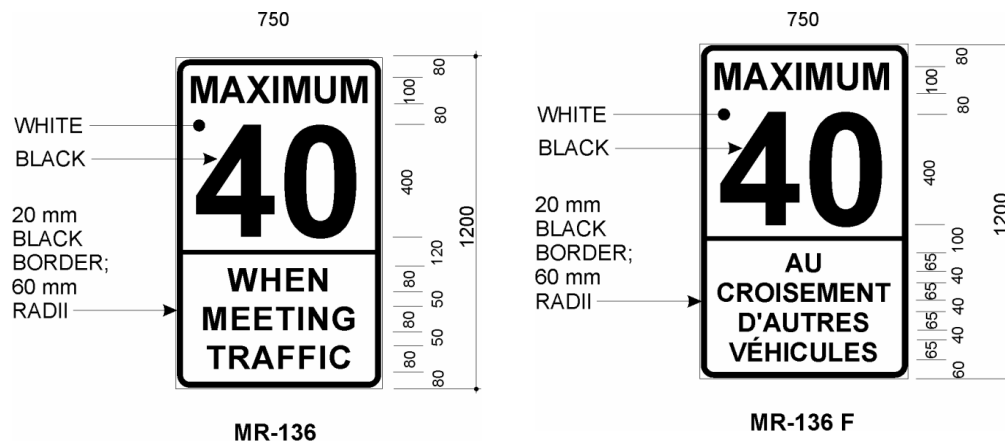
**65.18(1)** A "Maximum 40 When Meeting Traffic" sign may be used to indicate to drivers to reduce their speed when meeting oncoming vehicles within the project limits of seal coat application projects.

M.R. 34/2006

**65.18(2)** A "Maximum 40 When Meeting Traffic" sign shall

- (a) be rectangular in shape and erected so that the long dimension is vertical;
- (b) be not less than 750 mm in width and 1200 mm in height;
- (c) be white in colour and display the word "Maximum" in black upper case letters not less than 100 mm in height, the figure "40" in black figures not less than 400 mm in height and the words "When Meeting Traffic" in black upper case letters not less than 80 mm in height;

- (d) be available in a bilingual format as shown in the illustration;
- (e) be reflectorized to show the same colour and shape by night as by day; and
- (f) bear the markings and have the dimensions illustrated in the following figure:



M.R. 34/2006

**Pay and Display Parking Limit Control sign (MR-143 and MR-143B)**

**65.19(1)** A "Pay and Display Parking Limit Control" sign shall be used to make known to motorists that

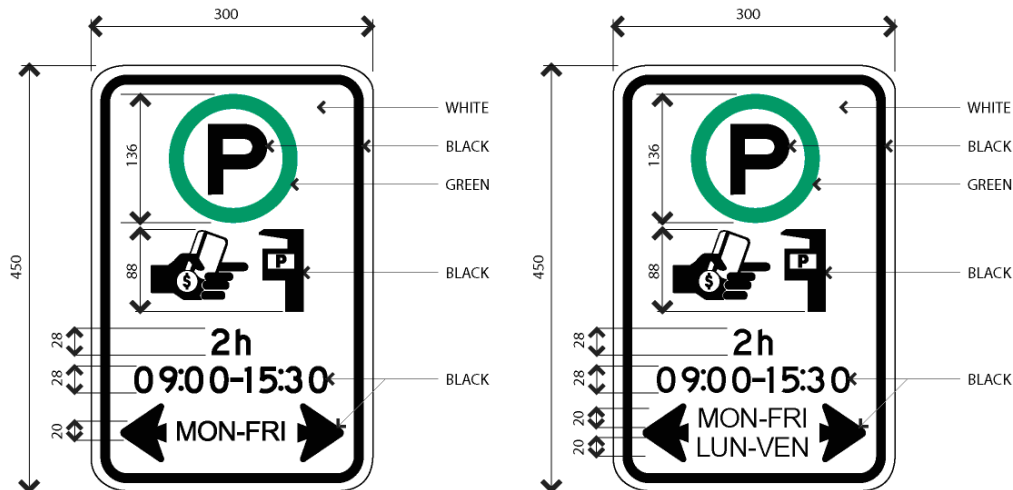
- (a) there is a fee payable for parking in the zone that the sign applies to;
- (b) verification of payment of the fee may be obtained from a nearby pay and display parking limit control device; and
- (c) the hours of the day and days of the week when the parking fee applies and the maximum allowable duration of parking during those hours are as indicated on the sign.

M.R. 154/2006

**65.19(2)** A "Pay and Display Parking Limit Control" sign shall

- (a) be rectangular in shape and erected so that the long dimension is vertical;
- (b) be not less than 300 mm in width and 450 mm in height;
- (c) be white in colour and
  - (i) in the upper portion, display the silhouette of an uppercase "P" in black within an annular green circle not less than 136 mm in diameter,
  - (ii) in the centre portion, display symbols in black not less than 88 mm in height that indicate that payment in cash or by credit card is required for parking, and

- (iii) in the lower portion, display the parking duration limit and the hours of the day in black letters and numerals not less than 28 mm in height, and the days of the week, if applicable, in black letters not less than 20 mm in height;
- (d) be available in a bilingual format as shown in the illustration;
- (e) be reflectorized to show the same colour and shape by night as by day; and
- (f) bear the markings and have the dimensions illustrated in the following figure:

**MR-143****MR-143B**

M.R. 154/2006

**Do Not Block Tracks sign (MR-144)**

**65.20(1)** A "Do Not Block Tracks" sign may be used to indicate to drivers that it is prohibited to stop within a railway crossing or in a location where any part of the vehicle is over a track in a railway crossing.

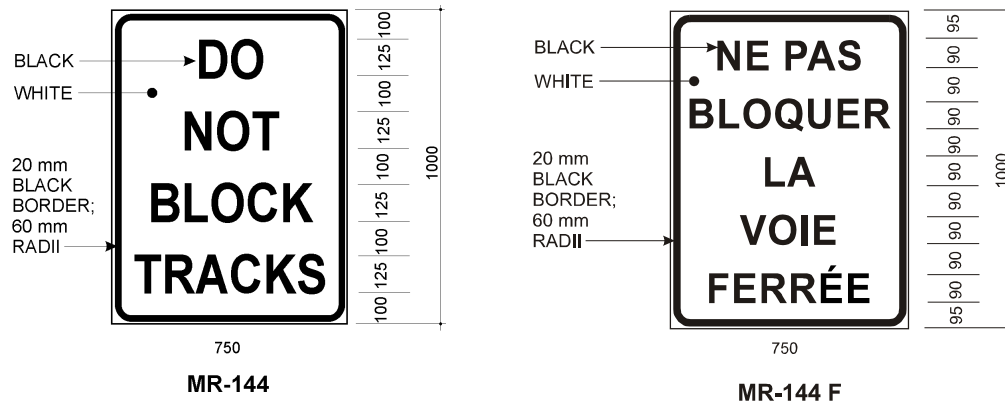
M.R. 45/2007

**65.20(2)** A "Do Not Block Tracks" sign shall

- (a) be rectangular in shape and erected so that the long dimension is vertical;
- (b) be not less than 750 mm in width and 1000 mm in height;
- (c) be white in colour and display the words "Do Not Block Tracks" in black upper case letters not less than 125 mm in height;
- (d) be available in a bilingual format as shown in the illustration;

(e) be reflectorized to show the same colour and shape by night as by day; and

(f) bear the markings and have the dimensions illustrated in the following figure:



M.R. 45/2007

**Parking Prohibited Except Disabled Pay and Display Parking Limit Control sign (MR-146 and MR-146B)**

**65.21(1)** A "Parking Prohibited Except Disabled Pay and Display Parking Limit Control" sign may be used to indicate to drivers that

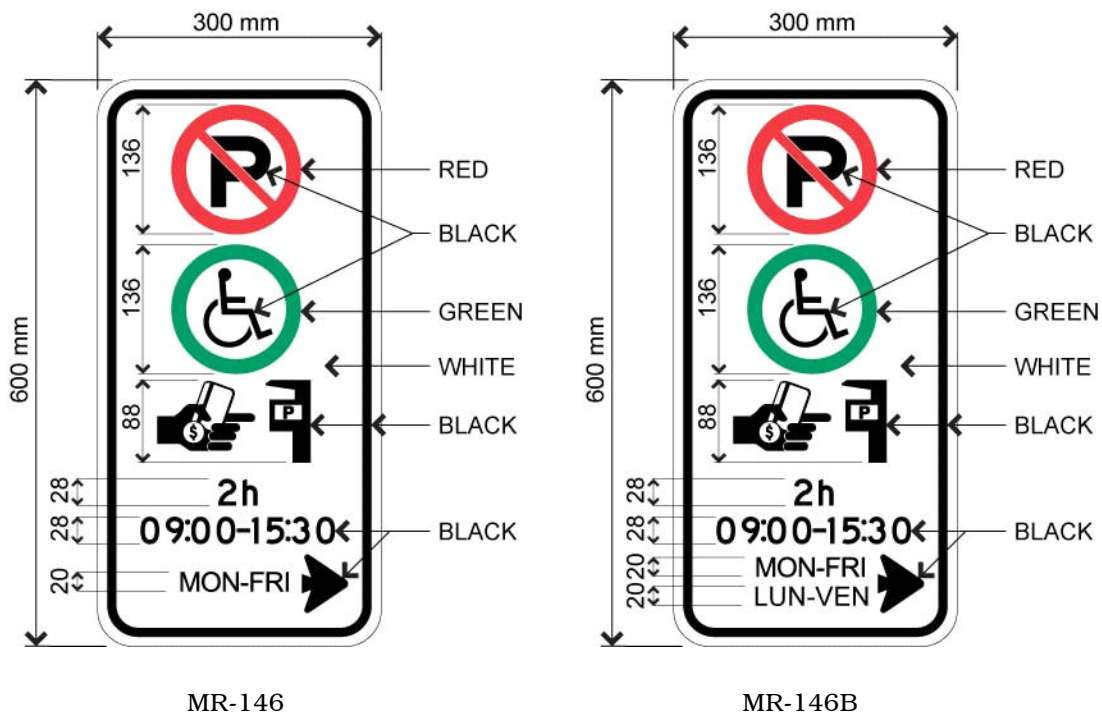
- (a) there are designated select pay and display parking spaces close to sidewalk curb ramps for the exclusive use of disabled persons;
- (b) there is a fee payable for parking in the zone that the sign applies to;
- (c) verification of payment of the fee may be obtained from a nearby pay and display parking limit control device; and
- (d) the hours of the day and days of the week when the parking fee applies and the maximum allowable duration of parking during those hours are as indicated on the sign.

M.R. 143/2007

**65.21(2)** A "Parking Prohibited Except Disabled Pay and Display Parking Limit Control" sign shall

- (a) be rectangular in shape and erected so that the long dimension is vertical;
- (b) be not less than 300 mm in width and 600 mm in height;
- (c) be white in colour and,
  - (i) in the upper portion, display
    - (A) the silhouette of an uppercase "P" in black within an annular red ring, not less than 136 mm in diameter, with a diagonal red bar across the silhouette, and

- (B) a symbolic person using a wheelchair in black within an annular green circle not less than 136 mm in diameter,
- (ii) in the centre portion, display symbols in black not less than 88 mm in height that indicate that payment in cash or by credit card is required for parking, and
- (iii) in the lower portion, display
  - (A) the parking duration limit and the hours of the day in black letters and numerals not less than 28 mm in height,
  - (B) the days of the week, if applicable, in black letters not less than 20 mm in height, and
  - (C) a right- or left-pointing arrow in black to indicate the general area of the sign's application;
- (d) be reflectorized to show the same colour and shape by night as by day; and
- (e) bear the markings and have the dimensions illustrated in the following figure:



M.R. 143/2007

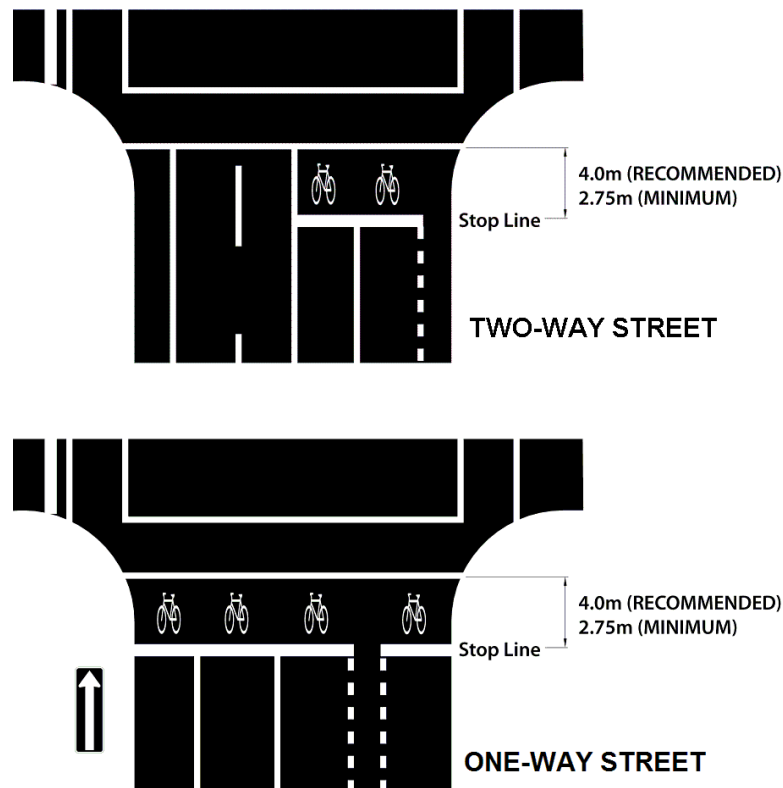
**Bicycle Box pavement markings (MR-156)**

**65.22(1)** A "Bicycle Box" pavement marking may be used to provide a bicycle holding area at the front of a vehicle queue, but only at a signalized intersection where there is a designated bicycle lane in place.

M.R. 131/2010

**65.22(2)** A "Bicycle Box" pavement marking must

- (a) delineate an area of roadway that is not less than 2.75 m and not more than 4.0 m in length;
- (b) consist of a standard white stop line spanning all approach lanes, except for the designated bicycle lane, displaying in white a design consisting of a symbol of a bicycle placed in front of the stop line of each approach lane;
- (c) be used in conjunction with an "Except Cyclists" sign tab (MR-157) used directly below a "Stop Line" sign (RC-4L) to indicate or make known to drivers that cyclists will appear in front of the queue; and
- (d) bear the markings and have the dimensions illustrated in the following figure:



MR-156

M.R. 131/2010



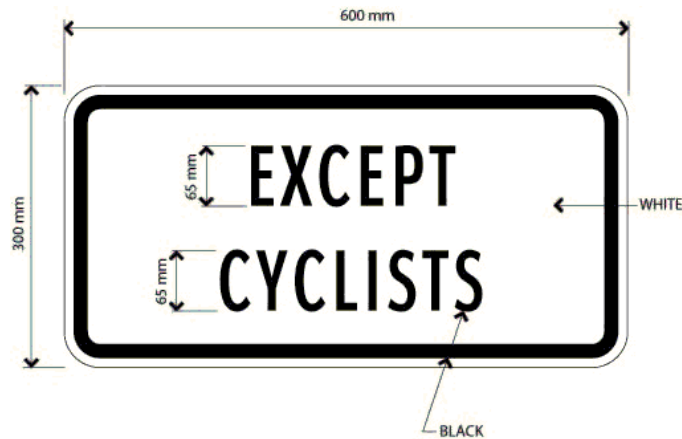
**Except Cyclists sign tab (MR-157)**

**65.23(1)** An "Except Cyclists" sign tab may be used directly below a traffic control device to indicate that cyclists are not required to comply with the traffic control device.

M.R. 131/2010

**65.23(2)** An "Except Cyclists" sign tab must

- (a) be rectangular in shape;
- (b) be not less than 600 mm in width and 300 mm in height;
- (c) be white in colour and display the words "Except Cyclists" in black upper case letters not less than 65 mm in height;
- (d) be reflectorized to show the same colour and shape by night as by day; and
- (e) bear the markings and have the dimensions illustrated in the following figure:



MR-157

M.R. 131/2010

**Disabled Designation sign (MR-166 and MR-166B)**

**65.24(1)** A "Disabled Designation" sign may be used to indicate to drivers that a disabled parking permit is required in order to use the curb space delineated by the sign.

M.R. 49/2012

**65.24(2)** A "Disabled Designation" sign must

- (a) be rectangular in shape and erected so that the long dimension is vertical;
- (b) be not less than 300 mm in width and 450 mm in height;

(c) be white in colour with a blue border and

(i) in the upper portion, display a symbolic person using a wheelchair in white within a blue background not less than 230 mm in height, and

(ii) in the lower portion, display

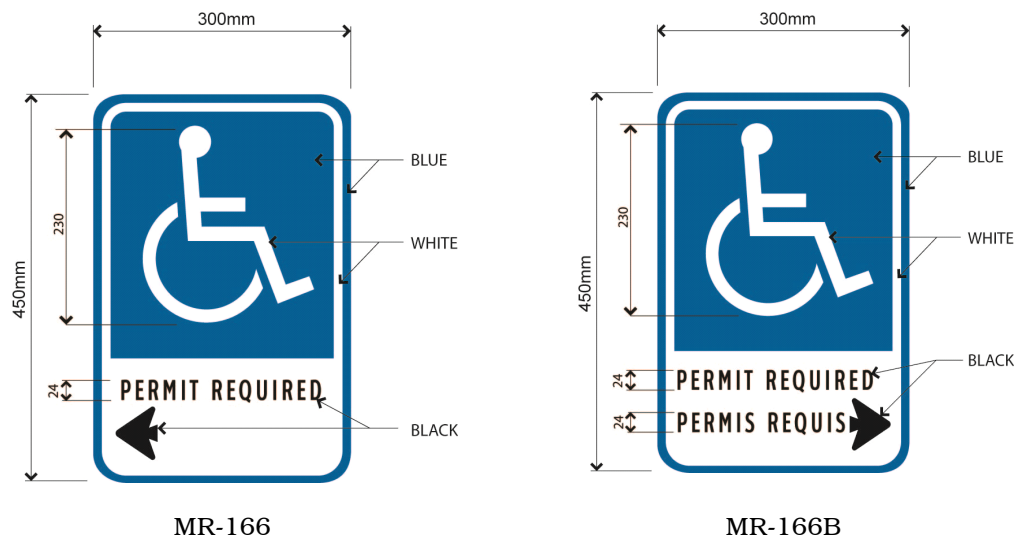
(A) the words "Permit Required" in black upper case letters not less than 24 mm in height, and

(B) a right- or left-pointing arrow in black to indicate the general area of the sign's application;

(d) be available in a bilingual format as shown in the illustration labelled "MR-166B";

(e) be reflectorized to show the same colour and shape by night as by day; and

(f) bear the markings and have the dimensions illustrated in either of the following illustrations:



M.R. 49/2012

#### **Time-Limited Loading sign (MR-167 and MR-167B)**

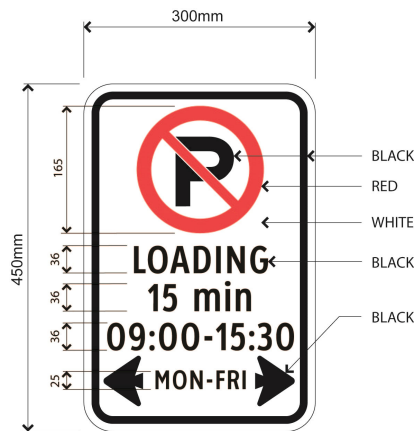
**65.25(1)** A "Time-Limited Loading" sign may be used to indicate to drivers the hours of the day, days of the week and the maximum duration where loading is permitted.

M.R. 50/2012

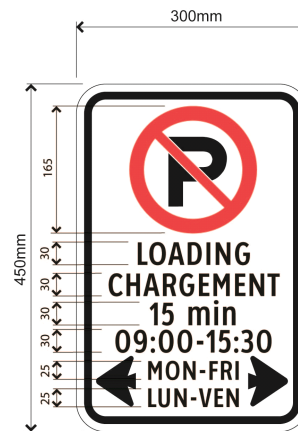
**65.25(2)** A "Time-Limited Loading" sign must

(a) be rectangular in shape and erected so that the long dimension is vertical;

- (b) be not less than 300 mm in width and 450 mm in height;
- (c) be white in colour and
  - (i) in the upper portion, display the silhouette of an upper case "P" in black within an annular red ring not less than 165 mm in diameter with a diagonal bar across the silhouette,
  - (ii) in the middle portion, display the word "Loading" in black upper case letters not less than 36 mm in height,
  - (iii) in the lower portion, display the parking duration limit and the hours of the day in black letters and numerals not less than 36 mm in height, and the days of the week, if applicable, in black letters not less than 25 mm in height, and
  - (iv) in the lower portion, display a right- or left-pointing arrow in black to indicate the general area of the sign's application;
- (d) be available in a bilingual format as shown in the illustration labelled "MR-167B";
- (e) be reflectorized to show the same colour and shape by night as by day; and
- (f) bear the markings and have the dimensions illustrated in either of the following illustrations:



MR-167



MR-167B

M.R. 50/2012

Continues on page 69.

**Exit speed (MW-1)**

**66(1)** An "Exit Speed" sign shall be used to indicate to drivers the recommended speed on a highway exit ramp.

**66(2)** An "Exit Speed" sign shall

- (a) be rectangular in shape and erected so that the long dimension is vertical;
- (b) be not less than 600 mm in width and not less than 750 mm in height;
- (c) be yellow in color and display the words and figure "Exit 40 km/h" in black letters with the word "Exit" not less than 100 mm in height, the figure "40" not less than 200 mm in height, and the letters "km/h" not less than 70 mm in height;
- (d) be displayed so that the figure "40" referred to in clause (c) may be varied to indicate any other number in km/h;
- (e) be reflectorized so as to show the same color and shape by night as by day; and
- (f) bear the markings and have the dimensions illustrated in the following figure:

[This diagram is not available online. Copies can be purchased by calling Statutory Publications at 945-3101.]

**Corridors (MW-2)****67(1)** A "Corridor" sign

(a) may be used as a supplement to the traffic control device in conjunction with MR-12A to indicate the presence of a pedestrian corridor ahead;

(b) when used,

(i) may be accompanied by a "W-15T" tab sign, and

(ii) shall refer to a distance of 90 metres or such greater distance as is appropriate based upon the normal speed of vehicles at that location.

**67(2)** A "Corridor" sign shall

(a) be square in shape and erected so that one diagonal is vertical;

(b) be not less than 750 mm along each side;

(c) be yellow in color and display the word "Corridor" in black letters not less than 120 mm in height;

(d) be erected at a distance not less than 90 metres in advance of a pedestrian corridor;

(e) be reflectorized so as to show the same color and shape by night as by day; and

(f) bear the markings and have the dimensions illustrated in the following figure:

[This diagram is not available online. Copies can be purchased by calling Statutory Publications at 945-3101.]
--

**Traffic Warning signs (MW-5) (MW-6) (MW-7)**

**68(1)** "Traffic Warning" signs may be used in advance of and in reasonable proximity to the work area to warn drivers of a specific traffic control requirement and indicate the action to be taken at the work area where construction maintenance or improvement is being done on a highway.

---

M.R. 17/96

**68(2)** "Traffic Warning" signs shall

- (a) be square in shape;
- (b) be not less than 750 mm along each side;
- (c) be orange in colour and display in black a design consisting of two arrows and a symbolic divided highway intersection;
- (d) be erected so that one diagonal is vertical but the design may be displayed in a vertical, horizontal or inverted position to meet a specific traffic requirement;
- (e) be reflectorized so as to show the same colour and shape by night as by day; and
- (f) bear the markings and have the dimensions illustrated in the following figures:

[This diagram is not available online. Copies can be purchased by calling Statutory Publications at 945-3101.]
--

---

M.R. 17/96

**Added lane sign (MW-8)**

**68.1(1)** An "Added Lane" sign may be used in advance of a point where two roadways converge and merging movements are not required and shall be erected in advance of the point of convergence and be visible from both roadways, or an "Added Lane" sign shall be placed on both roadways.

**68.1(2)** An "Added Lane" sign shall

- (a) be square in shape and erected so that one diagonal is vertical;
- (b) be not less than 900 mm along each side;
- (c) be yellow in colour and display a design consisting of two arrows and a broken line in black;
- (d) be reflectorized so as to show the same colour and shape by night as by day; and
- (e) bear the markings and have the dimensions illustrated in the following figure:

[This diagram is not available online. Copies can be purchased by calling Statutory Publications at 945-3101.]



**Intersection on curve (MW-81)**

**69(1)** A symbolic "Intersection On Curve" sign may be used to indicate to drivers the existence of a major intersection on a curve.

**69(2)** A symbolic "Intersection On Curve" sign shall

- (a) be square in shape and erected so that one diagonal is vertical;
- (b) be not less than 900 mm along each side;
- (c) be yellow in color and display in black a design consisting of one curved arrow and one projection from the arrow shaft;
- (d) be displayed so that the design referred to in clause (c) may be varied;
- (e) be reflectorized so as to show the same color and shape by night as by day; and
- (f) bear the markings and have the dimensions illustrated in the following figure:

[This diagram is not available online. Copies can be purchased by calling Statutory Publications at 945-3101.]

**Flood waters (MW-82)**

**70(1)** A "Flood Waters" sign may be used to indicate to drivers that they are approaching a portion of highway that may be or has been flooded and that caution is required.

**70(2)** A "Flood Waters" sign shall

- (a) be square in shape and erected so that one diagonal is vertical;
- (b) be not less than 900 mm along each side;
- (c) be orange in color and display the words "Flood Waters" in black letters not less than 150 mm in height;
- (d) be reflectorized so as to show the same color and shape by night as by day; and
- (e) bear the markings and have the dimensions illustrated in the following figure:

[This diagram is not available online. Copies can be purchased by calling Statutory Publications at 945-3101.]

**Blasting turn off radio transmitters (MW-85)**

**71(1)** A "Blasting Turn Off Radio Transmitters" sign may be used to indicate to drivers that they are approaching a blasting area and that a hazard exists if radio transmitters are not turned off.

**71(2)** A "Blasting Turn Off Radio Transmitters" sign shall

- (a) be rectangular in shape and erected so that the long dimension is horizontal;
- (b) be not less than 900 mm in width and not less than 600 mm in height;
- (c) be white in color and display the words "Blasting Turn Off Radio Transmitters" in black letters not less than 150 mm in height;
- (d) be reflectorized so as to show the same color and shape by night as by day; and
- (e) bear the markings and have the dimensions illustrated in the following figure:

[This diagram is not available online. Copies can be purchased by calling Statutory Publications at 945-3101.]

**Uneven surfaces (MW-86)**

**72(1)** An "Uneven Surface" sign may be used to indicate that a change in the profile of the road may be sufficiently abrupt so as to create a hazardous condition and that caution is required.

**72(2)** An "Uneven Surface" sign shall

- (a) be square in shape and erected so that one diagonal is vertical;
- (b) be not less than 900 mm along each side;
- (c) be orange in color and display the words "Uneven Surface" in black letters not less than 150 mm in height;
- (d) be reflectorized so as to show the same color and shape by night as by day; and
- (e) bear the markings and have the dimensions illustrated in the following figure:

[This diagram is not available online. Copies can be purchased by calling Statutory Publications at 945-3101.]

**Surface breaks (MW-87)**

**73(1)** A "Surface Breaks" sign may be used to indicate that the road surface is broken in various places creating a hazardous condition and that caution is required.

**73(2)** A "Surface Breaks" sign shall

- (a) be square in shape and erected so that one diagonal is vertical;
- (b) be not less than 900 mm along each side;
- (c) be orange in color and display the words "Surface Breaks" in black letters not less than 150 mm in height;
- (d) be reflectorized so as to show the same color and shape by night as by day; and
- (e) bear the markings and have the dimensions illustrated in the following figure:

[This diagram is not available online. Copies can be purchased by calling Statutory Publications at 945-3101.]

**Reduced visibility (MW-88)**

**74(1)** A "Reduced Visibility" sign may be used to indicate that visibility may be reduced in various places creating a hazardous condition and that caution is required.

**74(2)** A "Reduced Visibility" sign shall

- (a) be square in shape and erected so that one diagonal is vertical;
- (b) be not less than 900 mm along each side;
- (c) be orange in color and display the words "Reduced Visibility" in black letters not less than 150 mm in height;
- (d) be reflectorized so as to show the same color and shape by night as by day; and
- (e) bear the markings and have the dimensions illustrated in the following figure:

[This diagram is not available online. Copies can be purchased by calling Statutory Publications at 945-3101.]

**Smoke areas (MW-89)**

**75(1)** A "Smoke Area" sign may be used to indicate that there may be smoke in various places creating a hazardous condition and that caution is required.

**75(2)** A "Smoke Area" sign shall

- (a) be rectangular in shape and erected so that the long dimension is horizontal;
- (b) be not less than 900 mm in width and not less than 450 mm in height;
- (c) be orange in color and display the words "Smoke Area" in black letters not less than 150 mm in height;
- (d) be reflectorized so as to show the same color and shape by night as by day; and
- (e) bear the markings and have the dimensions illustrated in the following figure:

[This diagram is not available online. Copies can be purchased by calling Statutory Publications at 945-3101.]

**Watch for pedestrians (MW-95)**

**76(1)** A "Watch for Pedestrians" sign may be used in conjunction with "RC-1" sign (Walk on Left Facing Traffic)

(a) in areas where significant numbers of pedestrians walk along a highway in generally uninhabited areas and where their presence would come as a surprise to motorists;

(b) in areas such as Indian Reservations and in provincial parks; and

(c) in areas where the speed limit is 80 km/h or greater in areas other than provincial parks, and 60km/h or greater in provincial parks.

**76(2)** Where a "Watch for Pedestrians" sign is used in a provincial park, it shall be used only during the months the park is in use.

**76(3)** A "Watch for Pedestrians" sign shall

(a) be square in shape and erected so that one diagonal is vertical;

(b) be not less than 900 mm along each side;

(c) be yellow in color and display the words "Watch for Pedestrians" in black letters not less than 125 mm in height;

(d) be reflectorized so as to show the same color and shape by night as by day; and

(e) bear the markings and have the dimensions illustrated in the following figure:

[This diagram is not available online. Copies can be purchased by calling Statutory Publications at 945-3101.]
--



**Survey party (MW-101)**

**77(1)** A "Survey Party" sign may be used only during daylight hours on rural highways where the speed limit is more than 60 km/h to indicate to drivers that they are approaching a survey crew and that caution is required.

**77(2)** A "Survey Party" sign shall

- (a) be square in shape and erected so that one diagonal is vertical;
- (b) be not less than 900 mm along each side;
- (c) be orange in color and display the symbol of a surveyor in black not less than 250 mm in height attached to a sign white in color not less than 500 mm in height and not less than 400 mm in width with the word "Maximum" in black letters not less than 75 mm in height and the figure "60" in black letters not less than 200 mm in height;
- (d) be portable and constructed of perforated mesh;
- (e) be reflectorized so as to show the same color and shape by night as by day; and
- (f) bear the markings and have the dimensions illustrated in the following figure:

[This diagram is not available online. Copies can be purchased by calling Statutory Publications at 945-3101.]

**Ford crossings (MW-102)**

**78(1)** A "Ford Crossing" sign may be used to indicate to drivers that they are approaching a portion of highway that may be flooded and that a ford crossing is required.

**78(2)** A "Ford Crossing" sign shall

- (a) be square in shape and erected so that one diagonal is vertical;
- (b) be not less than 900 mm along each side;
- (c) be yellow in color and display the words "Ford Crossing" in black letters not less than 150 mm in height;
- (d) be reflectorized so as to show the same color and shape by night as by day; and
- (e) bear the markings and have the dimensions illustrated in the following figure:

[This diagram is not available online. Copies can be purchased by calling Statutory Publications at 945-3101.]

**Slow Vehicle Warning Device (VEI)**

**79(1)** In accordance with subsection 178(1) of *The Highway Traffic Act*, a "Slow Vehicle Warning Device" symbolic emblem shall be placed at the rear of a slow moving vehicle to warn drivers that the vehicle is a slow moving vehicle.

M.R. 101/90

**79(2)** A slow vehicle warning device shall

- (a) be mounted on a flat background, base down in a plane perpendicular to the direction of travel;
- (b) be placed at the rear of the slow moving vehicle no less than 1 metre above the roadway;
- (c) be entirely visible under normal atmospheric conditions from a distance of 152.4 metres to the rear of the slow moving vehicle when illuminated by the lights of any vehicle approaching from the rear;
- (d) have an inner triangle that is fluorescent yellow-orange, have a border that is dark red and be in accordance with CSA Standard D198;
- (e) be reflectorized so as to show the same color and shape by night as by day;
- (f) bear the shape, color markings, and have the minimum dimensions illustrated in the following figure:

[This diagram is not available online. Copies can be purchased by calling Statutory Publications at 945-3101.]

M.R. 101/90

**Warning Slopes Unstable Keep Off (MW-108)**

**80(1)** A "Warning Slopes Unstable Keep Off" sign may be used on highways at selected locations where cut slopes are unstable and cannot be stabilized and where persons climbing or removing material from the slope could endanger themselves or others.

---

M.R. 15/91

**80(2)** A "Warning Slopes Unstable Keep Off" sign shall:

- (a) be erected parallel to the highway as close as practical to the limit of the unstable slopes;
- (b) be square in shape and erected so that one side is horizontal;
- (c) be not less than 750 mm along each side;
- (d) be, in the upper portion, black in color and display the word "Warning" shown in yellow characters not less than 100 mm in height; in the middle portion, yellow in color and display the words "Slopes Unstable" shown in black characters not less than 100 mm in height; and the lower portion, black in color and display the words "Keep Off" shown in yellow characters not less than 100 mm in height;
- (e) be reflectorized so as to show the same color and shape by night as by day; and
- (f) bear the markings and have the dimensions illustrated in the following figure:

[This diagram is not available online. Copies can be purchased by calling Statutory Publications at 945-3101.]
--

---

M.R. 15/91

**Traffic Island sign (MW-113)**

**80.1(1)** A "Traffic Island" sign may be used to warn drivers that they are approaching a location on the roadway where a traffic island is in place and to keep to the right of the island.

---

M.R. 185/95

**80.1(2)** A "Traffic Island" sign shall

- (a) be square in shape and erected so that one diagonal is vertical;
- (b) be not less than 600 mm along each side;
- (c) be yellow in color and display in black a design consisting of two arrows and a symbolic island;
- (d) be reflectorized so as to show the same colour and shape by night as by day;  
and
- (e) bear the markings and have the dimensions illustrated in the following figure:

[This diagram is not available online. Copies can be purchased by calling Statutory Publications at 945-3101.]
--

---

M.R. 185/95

**Yield to Funeral sign (MW-114)**

**80.2(1)** A "Yield to Funeral" sign may be used to indicate to drivers to yield the right-of-way of vehicles in a funeral procession.

M.R. 22/97

**80.2(2)** A "Yield to Funeral" sign shall

- (a) be square in shape and erected so that one diagonal is vertical;
- (b) be not less than 600 mm along each side;
- (c) be yellow in colour and display the words "Yield" and "Funeral" in upper case black letters not less than 90 mm in height and the word "To" in upper case black letters not less than 75 mm;
- (d) be reflectorized so as to show the same colour and shape by night as by day;  
and
- (e) bear the markings and have the dimensions illustrated in the following figure:

[This diagram is not available online. Copies can be purchased by calling Statutory Publications at 945-3101.]

M.R. 28/97

**Bus Changing Lanes sign (MW-115)**

**80.3(1)** A "Bus Changing Lanes" sign may be used only to indicate to drivers that they are approaching a section of roadway where public transit buses on regular route make a multilane change from right to left.

M.R. 204/98

**80.3(2)** A "Bus Changing Lanes" sign shall

- (a) be square in shape and erected so that one diagonal is vertical;
- (b) be not less than 750 mm along each side;
- (c) be yellow in colour and display in black two standard symbolic cars and a bus, with a red point arrow and a red signal indicating a two-lane change to the left, each separated by a broken black line;
- (d) be reflectorized so as to show the same colour and shape by night as by day; and
- (e) bear the markings and have the dimensions illustrated in the following figure:

[This diagram is not available online. Copies can be purchased by calling Statutory Publications at 945-3101.]

**MW-115**

M.R. 204/98

**Please Yield to Bus sign (MW-115T)**

**80.4(1)** A "Please Yield to Bus" sign tab may be used only in conjunction with and erected directly below the "Bus Changing Lanes" sign (MW-115) to advise drivers to allow public transit bus operators to change lanes ahead of them.

---

M.R. 204/98

**80.4(2)** A "Please Yield to Bus" sign tab shall

- (a) be rectangular in shape so that the long dimension is horizontal;
- (b) be not less than 600 mm in width and 300 mm in height;
- (c) be yellow in colour and display the words "Please Yield to Bus" in black uppercase letters not less than 75 mm in height;
- (d) be reflectorized so as to show the same colour and shape by night as by day; and
- (e) bear the markings and have the dimensions illustrated in the following figure:

[This diagram is not available online. Copies can be purchased by calling Statutory Publications at 945-3101.]

**MW-115T**

---

M.R. 204/98



**Please Yield to Bus/Cédez Aux Autobus S.V.P. sign (MW-115TA)**

**80.5(1)** A "Please Yield to Bus/ Cédez Aux Autobus S.V.P." sign tab may be used only in conjunction with and erected directly below the "Bus Changing Lanes" sign (MW-115) to advise drivers to allow public transit bus operators to change lanes ahead of them.

---

M.R. 204/98

**80.5(2)** A "Please Yield to Bus/Cédez Aux Autobus S.V.P." sign tab shall

- (a) be square in shape;
- (b) be not less than 600 mm along each side;
- (c) be yellow in colour and display the words "Please Yield to Bus/Cédez Aux Autobus S.V.P." in black uppercase letters not less than 75 mm in height;
- (d) be reflectorized so as to show the same colour and shape by night as by day;  
and
- (e) bear the markings and have the dimensions illustrated in the following figure:

[This diagram is not available online. Copies can be purchased by calling Statutory Publications at 945-3101.]

**MW-115TA**

---

M.R. 204/98

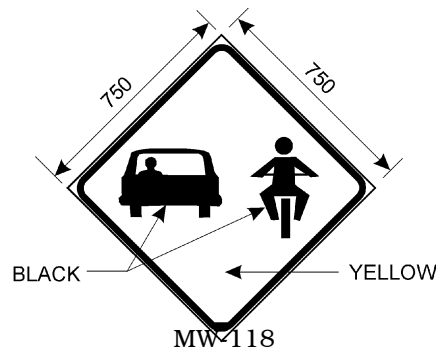
**Cyclists Share Roadway sign (MW-118)**

**80.6(1)** A "Cyclists Share Roadway" sign may be used to indicate to drivers that cyclists share the roadway.

M.R. 107/99

**80.6(2)** A "Cyclists Share Roadway" sign shall

- (a) be square in shape and erected so that one diagonal is vertical;
- (b) be not less than 750 mm along each side;
- (c) be yellow in colour and display in black a symbolic cyclist and symbolic motorist;
- (d) be reflectorized to show the same colour and shape by night as by day; and
- (e) bear the markings and have the dimensions illustrated in the following figure:



M.R. 107/99

**Cyclists Share Roadway sign tab (MW-118T)**


**80.7(1)** A "Cyclists Share Roadway" sign tab shall be used directly below the symbolic Cyclist Share Roadway sign (MW-118) to indicate to the motorists that other users share the roadway.

M.R. 107/99

**80.7(2)** A "Cyclists Share Roadway" sign tab shall

- (a) be rectangular in shape and erected so that the long dimension is horizontal;
- (b) be not less than 900 mm in width and 600 mm in height;
- (c) be yellow in colour and display the words "Cyclists Share Roadway" in black uppercase letters not less than 100 mm in height;
- (d) be reflectorized to show the same colour and shape by night as by day; and

(e) bear the markings and have the dimensions illustrated in the following figure:



**MW-118T**

M.R. 107/99

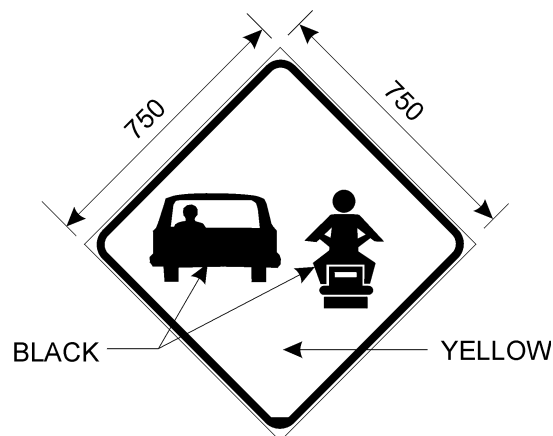
**Snowmobiles Share Roadway sign (MW-119)**

**80.8(1)** A "Snowmobiles Share Roadway" sign may be used to indicate to drivers that snowmobiles share the roadway where local by-laws permit snowmobile operation on the roadway.

M.R. 107/99

**80.8(2)** A "Snowmobiles Share Roadway" sign shall

- (a) be square in shape and erected so that one diagonal is vertical;
- (b) be not less than 750 mm along each side;
- (c) be yellow in colour and display in black a symbolic snowmobiler and symbolic motorist;
- (d) be reflectorized to show the same colour and shape by night as by day; and
- (e) bear the markings and have the dimensions illustrated in the following figure:



M.R. 107/99

**MW-119**

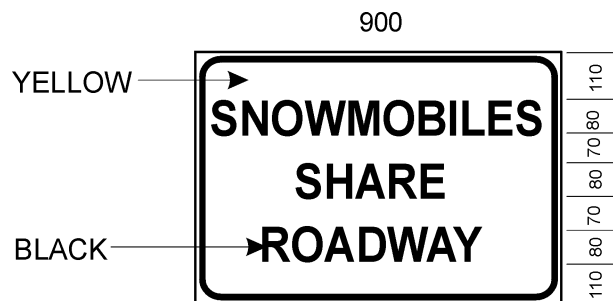
**Snowmobiles Share Roadway sign tab (MW-119T)**

**80.9(1)** A "Snowmobiles Share Roadway" sign tab shall be used directly below the symbolic Snowmobiles Share Roadway sign (MW-119) to indicate to the motorists that other users share the roadway.

M.R. 107/99

**80.9(2)** A "Snowmobiles Share Roadway" sign tab shall

- (a) be rectangular in shape and erected so that the long dimension is horizontal;
- (b) be not less than 900 mm in width and 600 mm in height;
- (c) be yellow in colour and display the words "Snowmobiles Share Roadway" in black uppercase letters not less than 80 mm in height;
- (d) be reflectorized to show the same colour and shape by night as by day; and
- (e) bear the markings and have the dimensions illustrated in the following figure:



**MW-119T**

M.R. 107/99

**Modern Roundabout Ahead sign (MW-125)**

**80.10(1)** A "Modern Roundabout Ahead" sign shall be used to make known the presence of a modern roundabout at an intersection. The sign shall be installed on the approaches to the modern roundabout.

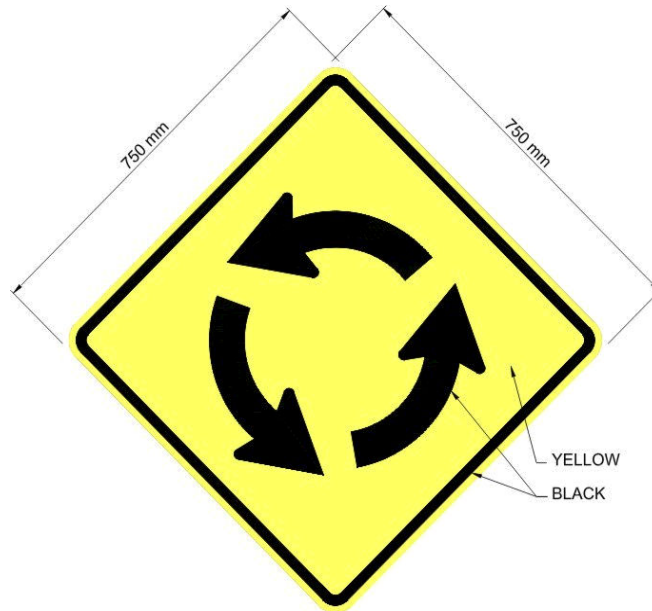
M.R. 49/2002

**80.10(2)** A "Modern Roundabout Ahead" sign shall

- (a) be square in shape and erected so that one diagonal is vertical;
- (b) be not less than 750 mm along each side;
- (c) be yellow in colour with a black design consisting of three arrows circulating in a counter-clockwise direction;

(d) be reflectorized to show the same colour and shape by night as by day;

(e) bear the markings and have the dimensions illustrated in the following figure:



MW-125

M.R. 49/2002

**Temporary Airstrip sign (MW-129)**

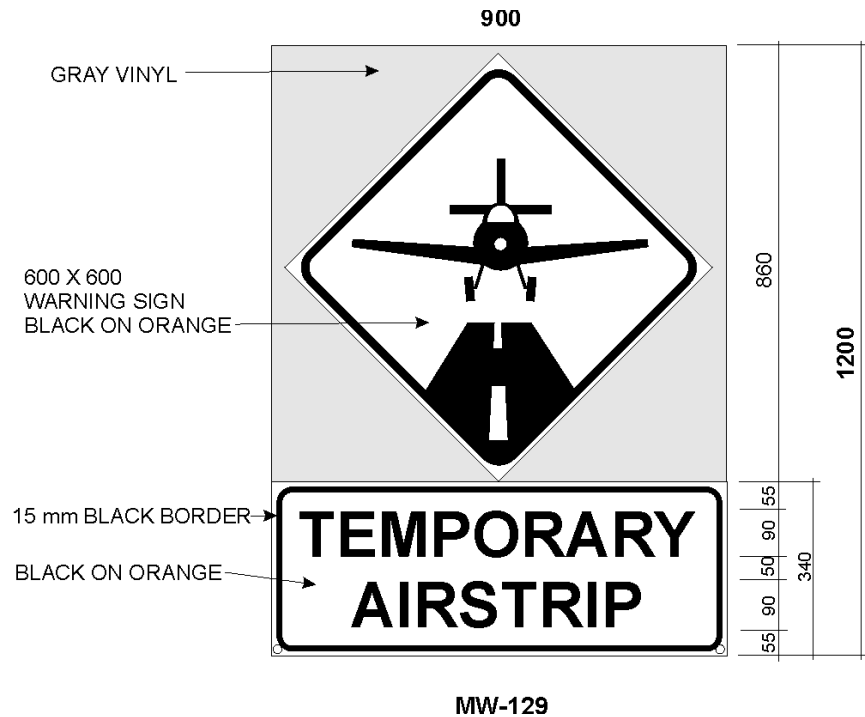
**80.11(1)** A "Temporary Airstrip" sign shall be used to warn drivers that the highway is temporarily being used as an airstrip.

M.R. 103/2003

**80.11(2)** A "Temporary Airstrip" sign shall

- (a) be rectangular in shape and erected so that the long dimension is vertical;
- (b) be not less than 900 mm in width and 1200 mm in height;
- (c) be mat gray in colour in the upper 860 mm portion and display in that portion
  - (i) a standard orange warning sign 600 mm x 600 mm, and
  - (ii) displaying a symbolic airplane and airstrip in black;
- (d) be orange in colour in the lower 900 mm by 340 mm display the words "Temporary Airstrip" in black uppercase letters not less than 90 mm in height;

- (f) bear the markings and have the dimensions illustrated in the following figure:



M.R. 103/2003

### Piste d'atterrissage temporaire sign tab (MW-129TA)

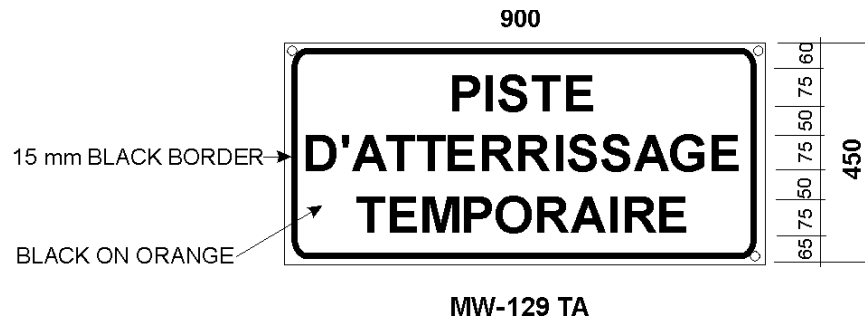
**80.12(1)** A "Piste d'atterrissage temporaire" sign tab may be used directly below sign MW-129.

M.R. 103/2003

**80.12(2)** A "Piste d'atterrissage temporaire" sign tab shall

- (a) be rectangular in shape and erected so that the long dimension is horizontal;
- (b) be not less than 900 mm in width and 450 mm in height;
- (c) be orange in colour and display the words "Piste d'atterrissage temporaire" in black uppercase letters not less than 75 mm in height;

- (d) be reflectorized to show the same colour and shape by night as by day; and
- (e) bear the markings and have the dimensions illustrated in the following figure:



M.R. 103/2003

**Share the Road sign (MW-144)**


**80.13(1)** A "Share the Road" sign may be used to indicate to drivers that cyclists share the roadway.

M.R. 3/2008

**80.13(2)** A "Share the Road" sign shall

- (a) be square in shape and erected so that one diagonal is vertical;
- (b) be not less than 600 mm along each side;
- (c) be yellow in colour and display in black a horizontal line beneath a symbolic cyclist and symbolic motorist;
- (d) be reflectorized to show the same colour and shape by night as by day; and

(e) bear the markings and have the dimensions illustrated in the following figure:



MW-144

M.R. 3/2008

**Share the Road sign tab (MW-144T)**

**80.14(1)** A "Share the Road" sign tab shall be used directly below the symbolic Share the Road sign (MW-144) to indicate to drivers that cyclists share the roadway.

M.R. 3/2008

**80.14(2)** A "Share the Road" sign tab shall

- (a) be rectangular in shape and erected so that the long dimension is horizontal;
- (b) be not less than 600 mm in width and 300 mm in height;
- (c) be yellow in colour and display the words "Share the Road" in black uppercase letters not less than 100 mm in height;
- (d) be reflectorized to show the same colour and shape by night as by day; and



(e) bear the markings and have the dimensions illustrated in the following figure:



MW-144T

M.R. 3/2008

Continues on page 87.

This page left blank intentionally.

**Railway Crossing**

**81(1)** A "Railway Crossing" Warning Sign MWC-4A (right) or MWC-4A (left) may be used to indicate to drivers that this highway is parallel to and immediately adjacent to a railway prior to an intersecting public street that crosses the railway.

M.R. 243/91

**81(2)** A "Railway Crossing Sign" shall

- (a) be square in shape and erected so that one diagonal is vertical;
- (b) be not less than 750 mm along each side;
- (c) be yellow in color and display in black a design consisting of two intersecting roads one of which is intersected by the railway tracks;
- (d) be displayed so that the design referred to in clause (c) may be varied to indicate the crossing is on the right hand or left hand side of the roadway;
- (e) be reflectorized so as to show the same color and shape by night as by day;  
and
- (f) bear the markings and have the dimension illustrated in the following figure:

[This diagram is not available online. Copies can be purchased by calling Statutory Publications at 945-3101.]

M.R. 243/91

**Transit Priority Signal sign (RB-17TP)**

**82(1)** A "Transit Priority Signal" sign may be used to make known to drivers of vehicles that the traffic control signal mounted adjacent to such a sign is used to assign exclusive right-of-way to public transit vehicles over all other vehicular and pedestrian traffic movements within the intersection.

---

M.R. 131/96

**82(2)** A "Transit Priority Signal" sign shall

- (a) be rectangular in shape and be erected so that the long dimension is vertical;
- (b) be not less than 750 mm in height and not less than 600 mm in width;
- (c) be white in colour and display a symbolic white vertical bar on a circular black background with the words "Transit Priority Signal" in black beneath the symbol;
- (d) be reflectorized so as to show the same colour and shape by night as by day; and
- (e) bear the markings and have the dimensions illustrated in the following figure:

[This diagram is not available online. Copies can be purchased by calling Statutory Publications at 945-3101.]
--

---

M.R. 131/96

**Flashing Hand signal (MS-1)**

**83(1)** A "Flashing Hand" signal exhibited at a traffic control light shall mean that:

- (a) a pedestrian facing the traffic control light shall not begin to cross the roadway; and
- (b) a pedestrian, if proceeding across, and still in the roadway and facing a traffic control light exhibiting in either a steady or flashing mode indicating that pedestrians are to wait, that begins to be shown after he entered the roadway, shall proceed across the roadway or, in the case of a divided highway, both roadways, as quickly as is reasonably possible; and he has the right-of-way for that purpose over all vehicles.

---

M.R. 131/96

**83(2)** A "Flashing Hand" signal shall

- (a) be square in shape and be erected so that one side is horizontal;
- (b) be not less than 300 mm along each side;
- (c) be black in colour and display a flashing orange hand as illustrated in the following figure;
- (d) be illuminated in such a way as to be clearly distinguishable under normal conditions of visibility; and

[This diagram is not available online. Copies can be purchased by calling Statutory Publications at 945-3101.]
--

---

M.R. 131/96

**Yellow or Amber Arrow signal (MS-2)**

**84(1)** A "Yellow or Amber Arrow" signal exhibited by a yellow or amber arrow traffic control light, consisting of either a through, left, or right turn arrow, shown at an intersection, or at a place other than an intersection, by a traffic control signal following or accompanying a green traffic control light shall mean that the driver of a vehicle at or approaching the intersection and facing the yellow or amber arrow traffic control light displayed for the movement indicated shall not enter the intersection, unless it is impractical to stop the vehicle.

---

M.R. 131/96

**84(2)** A "Yellow or Amber Arrow" signal shall

- (a) be circular in shape;
- (b) be not less than 200 mm in diameter;
- (c) be black in colour and display a yellow or amber arrow in either the through, left, or right direction as illustrated in the following figure;
- (d) be illuminated in such a way as to be clearly distinguishable under normal conditions of visibility.

[This diagram is not available online. Copies can be purchased by calling Statutory Publications at 945-3101.]
--

---

M.R. 131/96

**Green U-Turn signal (MS-3)**

**85(1)** A "Green U-Turn" traffic control light shown at an intersection by a traffic control signal shall mean that the driver of a vehicle at or approaching an intersection and facing the traffic control light may enter the intersection to make a u-turn movement.

---

M.R. 22/97

**85(2)** A "Green U-Turn" traffic control light shall not be used where a left turn to a one-way street would be counter to the one-way flow of traffic.

---

M.R. 22/97

**85(3)** A "Green U-Turn" traffic control light shall

- (a) be circular in shape;
- (b) be not less than 300 mm in diameter;
- (c) be illuminated in such a way as to be clearly distinguishable under normal conditions of visibility; and
- (d) be black in colour and display a green u-turn arrow bearing the markings and dimensions as illustrated in the following figure:

[This diagram is not available online. Copies can be purchased by calling Statutory Publications at 945-3101.]

---

M.R. 22/97

**Intersection Guiding Lines**

**86(1)** "Intersection Guiding Lines", pavement markings of a singular white colour, may be used to guide motorists through intersections where there are dual turn lanes and where the roadway being crossed or intersected has at least four approach lanes.

---

M.R. 22/97

**86(2)** "Intersection Guiding Lines" shall

(a) be white in colour;

(b) be not less than 10 cm in width and 50 cm in length and shall not be less than 50 cm between each pavement mark; and

(c) be uniform in design, position and application.

---

M.R. 22/97